

Lighting Guide



Introduction

4

What's new in 2025

6

Product families/overview

8

About us

11

Our values

14

Technologies

18

Products

48

Choose your lumen output

176


Make it your own

180

Dimmer list

188

Dear valued
partner,
dear lighting
enthusiast,



What's
new and
improved
in 2025

Our product families



Pointer family page 48



Pointer 40
56



Pointer 68
58



Pointer 68 Spot adj
60



Pointer Spot
Pendant SM
64



Pointer Spot
Pendant 3F
64



Pointer Spot
Pendant 48V
64



Pointer
Spot 75
62



Pointer
Spot SM 1L
62



Pointer
Spot SM 2L
62



Pointer
Spot WL
62



Pointer Spot
Track 3F
64



Pointer Spot
Track 48V
64



Track
system 48V
68

Fido family page 70



Fido 98
74



SensorFido 98
76



Fido 108
78



Fido CL 105
80



SensorFido CL 105
82



Fido WL 105
84



Architectural family – Strada / Vector

page 86



Strada 35
92



Strada 50
94



Strada 68
96



Strada 75
98



SensorStrada 75
100



Strada 90
102



Strada 100
104



Strada 150
106



Vector CL 100
108



SensorVector 100
110



Vector CL 145
112



Strada 185
114



Vector CL 235
116



Pure family - Fluxe / Cylinder

page 118



Fluxe 35
120



Fluxe 50
122



Fluxe 75
124



Fluxe 90
126



Cylinder CL 100
128



Fluxe 185
130



Cylinder CL 235
132



Design family – Linea

page 134



Linea 75
136



SensorLinea 75
138



Linea 120
140



Linea 185
142



Linea DS-FS 120
144



Linea DS-F 150
146



Linea DS-FX 185
148



Linea DS-A 195
150



Trackspots

page 152



Linea AS-XS
154



Odion XS
156



Track system 230V
158



Recessed for modular ceilings

page 160



Linezza
164



Cortina
166



Linezza Air
168



Accessories

page 170



Emergency pack
170



Correction rings
172



Central PSU for Mini Downlights (mA)
174



Plug & play cables
175

About us



ILLUXTRON

With over 50 years of knowledge and experience in the lighting industry, we have become a leading supplier of high-quality LED lighting products. We know our products inside out and strive for continuous improvements. But we don't stop there - if our collection doesn't meet your needs, we can provide custom-made lighting solutions, from minor modifications to entirely new products. It is, therefore, no coincidence that an ever-increasing number of customers apply Illuxtron lighting products in projects.



A FAMILY BUSINESS

For over 50 years, the company is driven by passionate employees committed to providing high-quality LED lighting.



INVENTIVE

We incorporate the latest technology in our led lighting. We always look to innovate and improve, from dimmable downlights to led panels and luxurious ceiling lights.



CUSTOMISED SOLUTIONS

At Illuxtron, we create competitive and innovative led lighting for a broad audience. But what if you can't find a luminaire that fits your needs? That's where MIYO (Make It Your Own) comes in, from simple adjustments like colour or size to new lighting solutions. We design custom-made lighting that is specifically tailored to your needs.



100% DUTCH

Our R&D department in the Netherlands develops our LED lighting from A to Z. We know our products inside out and challenge ourselves to improve them.



7-YEAR GUARANTEE

Our guarantee is based on the luminaires burning continuously at a maximum ambient temperature of 45°.



PROJECT SUPPORT

Bulk packaging, room-by-room labelling, and free GST18 plugs are all options for products.



SOCIAL ENGAGEMENT

All our products are assembled at social workshops in the Netherlands.



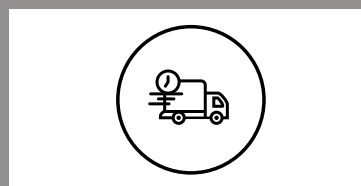
LIGHTING KNOWLEDGE

Light is our passion. We are happy to dedicate ourselves to developing a good lighting plan that brings out the best in your working environment and/or your products.



CUSTOMER SUPPORT

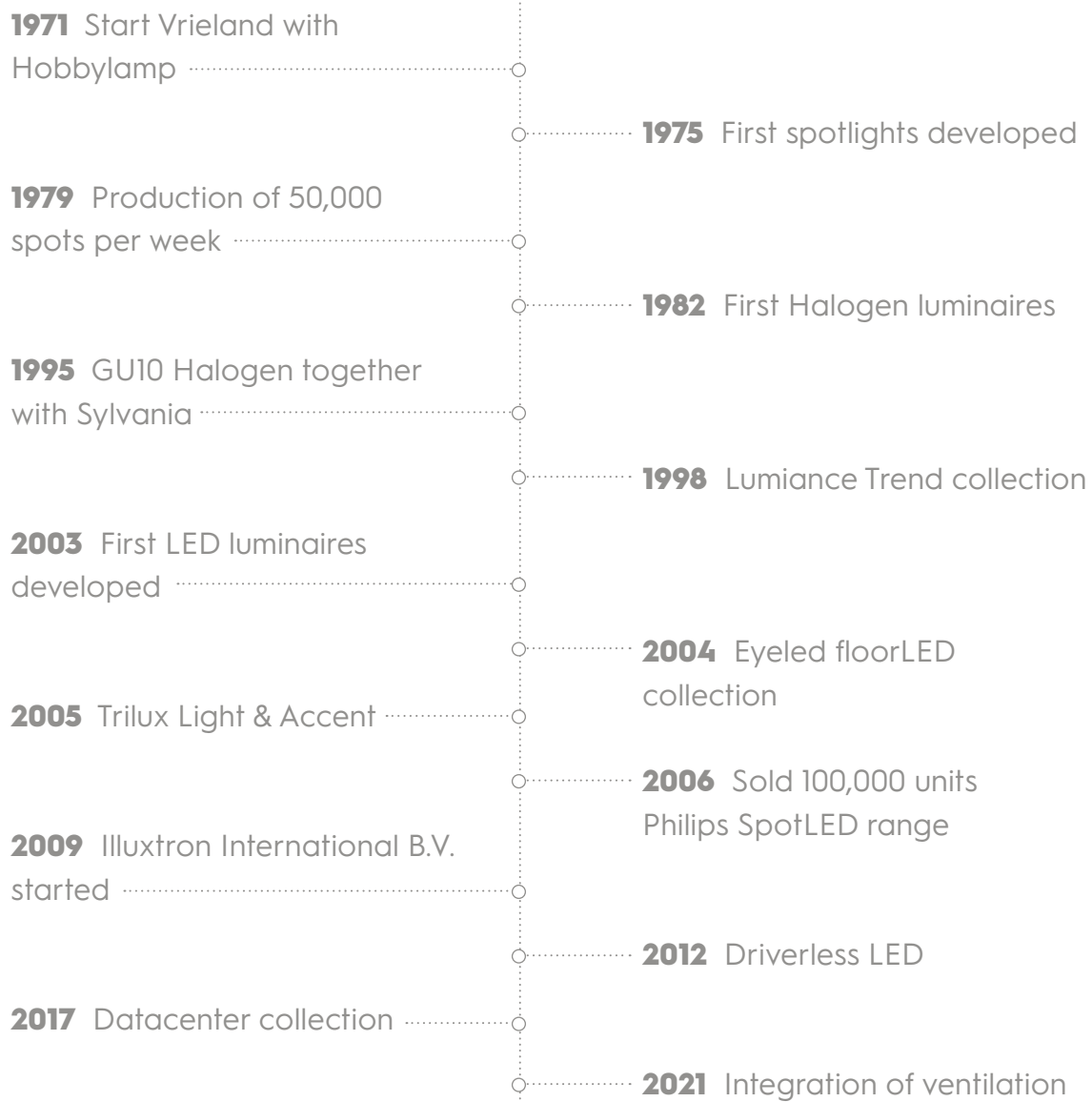
Our sales department is always at your service for any questions or for support.
sales@illuxtron.com
+31 (0)85 773 63 60



FAST DELIVERY

Despite the market's current supply issues, Illuxtron has enough inventory to ensure a delivery time of 10 days (for orders of less than 100 pieces).

50 years of History



Timeline

Quinten sr.



Quinten jr.



Characteristic products



1971

→ Hobbylamp

Later followed by a magnifier version
Sold more than 1,000,000 pcs



1974

→ Stekkerspot

Luminaire to plug in a wallsocket



1978

→ Clampspot E14


Followed by a range of ceilingspots
Production of 50,000 units per week



1981

→ Sweazy

Tablelamp E14



1984

→ Gallo

Halogen table lamp G4



1985

→ Quattro

Halogen spot AR50



1987

→ Xantippe

Design by Ad van Berlo



1999

→ Frame

GU10 spot developed for
commercial market



2003

→ Eyeleds

6.5mm floorLED to build in
different flooring materials



2005

→ SpotLED

First LEDspot in high volume.
Developed for Philips.



2011

→ SensorTune

50mm module with integrated
PIR sensor



2012

→ Fluxe 75

HV driverless downlight



2018

→ Pointer

Antiglare pin hole spot



2025


→ Pointer Spot pendant 3F



2021

→ Linessa Air

Antiglare Panel serie
incl. cold or hot air ventilation



2023

→ Pointer Spot SM 2L

Reliable as a matter of course

Our lighting solutions excel in design and ease of installation, but also in operational reliability and service life. Illuxtron luminaires have an average lifespan of no less than 70,000 burning hours. Compare that with the meager 2000 burning hours of a traditional light bulb. For the average office environment, this means that you can enjoy your Illuxtron fixture for almost 20 years.

Just as you can rely on the excellent quality of our lighting solutions, you can also rely on our people as well. We don't like

"fancy talk". What we promise, we do. If a problem should ever arise with your Illuxtron lighting, our team will do everything possible to find the cause and offer you a suitable solution.

Defective products are carefully analyzed by our engineers. The valuable insights this yields will be used to optimize the product even further. This prevents a similar defect in the future. As a result, we are able to achieve an exceptionally low failure rate of only 0.5%. That equates to 1 in 200 luminaires.

Our lighting products are made from high-quality parts and elements, sourced from renowned suppliers worldwide. We take care of the assembly ourselves at various local sheltered workshops. Finally, each product is subject to one last visual and technical inspection prior to dispatch. You couldn't wish for more certainty when it comes to quality.



Sustainable down to the fiber

We believe it is important to work with respect for people, the environment, and nature. Every day we try to contribute to a better world in various ways. One way we achieve this is by exclusively developing lighting solutions based on energy-efficient LED technology.

Every day, we try to keep the impact on the environment in mind when making choices. We select our suppliers partly on the extent to which they use sustainable materials. Internally, we are doing everything we can to reduce our

own carbon footprint even further. This year, our goal is to eliminate the use of packaging plastic completely.

Contributing to a better world starts at the design table. When creating new designs and improving existing products, we are concerned about what will happen to our luminaires at the end of their life span. We strive for a collection that is as circular as possible.



Inventive based on pure passion

If there is one aspect that predominates our family business, it is inventiveness. With half a century of experience in developing smart lighting solutions, pure passion for inventiveness is what drives us. It is without a doubt the common thread that runs through our company DNA.

Decades ago, Illuxtron came up with the idea of incorporating LED lighting on floors and other forms of ground cover. The introduction of a built-in motion detector in a lighting spot followed later and

we are now working on a product that combines lighting with ventilation.

Whether it concerns the creation of new lighting applications or the substantial reduction of installation time; we try to shed new light on things that others take for granted. This focus on innovation is one of the most important reasons why many of our customers have been loyal to Illuxtron for decades.



Human with an eye on each other

It is our passion to develop and manufacture stylish and reliable lighting products. This is only possible thanks to the commitment and drive of our team. We, therefore, offer them the opportunity to bring out the best in themselves and each other, in order to develop even further.

Starting from the design by our engineers, then on to assembly in our sheltered workshops, and finally the shipping of our products. This exemplifies the way Illuxtron works. After all, only together will we achieve the best result. This vision is also reflected in the way we cooperate with our customers. We firmly believe in partnership. Open, constructive, and with attention. Business certainly revolves around people.

Downlights (mini)



Strada 35
92



Strada 50
94



Fluxe 35
120



Fluxe 50
122



Pointer 40
56



Pointer 68
58



Pointer Spot 68 adj
60



BARTENBACH

Bartenbach 'Dark Light' technology

TECHNICAL PARTNERSHIP BETWEEN BARTENBACH AND ILLUXTRON INTERNATIONAL

Illuxtron International and Austrian company Bartenbach started a technical partnership in the field of reflector technology in 2015. Prior to developing the new products, our R&D team set out some quality requirements that the products had to meet in terms of lighting technology. Both R&D teams worked on developing "Dark Light" reflectors for our mini downlights, Linessa and the Aviora Panel

REFLECTOR

The reflectors developed in collaboration with Bartenbach feature high-reflection facets that allows us to guarantee high light output. In addition, the reflector's usual facets have extra microfacets that direct the maximum amount of light in the right direction. This enables us to project as much light as possible onto the work surface. All reflectors are fitted with a protective glass that prevents loss of light output due to deposits on the mirror surface.

Features of Bartenbach's Dark Light Technology

- Low UGR levels combined with high light output
- Excellent homogeneity of the light beam, even in combination with various LED colours
- Protection glass to prevent tarnish on the on front glass

**LOW UGR
(UNIFIED GLARE RATING)**

Beam width is usually determined at 50% of the highest lux value in the beam (full width half maximum). However, there is often still a lot of scattered light outside of this beam width that causes annoying glare. For this reason Bartenbach also uses beam angles at 10% value (full width tenth maximum). The Fabio 35 reflector, for example, is 2x18.9° at 50% value (FWHM) and only 2x32.7° at 10% value (FWTM). When we compare this with a standard GU10 halogen bulb of 2x12°, the beam angle at 10% is actually wider than the 2x32.7°. This means that in practice a standard GU10 bulb will cause a lot more glare than the Fabio 35 reflector.



PERFECT LIGHT COLOUR

In addition to the above, the light of all four LEDs contained in the reflector cup is mixed to the limit, creating a light beam without any yellow spots. This is particularly important for versions that use two warm-white and two neutral-white LEDs.

**4W LED ENGINE
EQUIVALENT OF 50W GU10**

By using 4 high power LEDs of the newest generation these tiny downlights emit more light than a traditional 50W GU10 halogen lamp.

HEAT
DISSIPATION
IMPROVED




BEAM 24°



The beam is initially narrow, but there is a lot of scattered light at the bottom, causing annoying glare.

BEAM 40°



FWHM
(Full width half maximum)
Beam width at 50% of the highest light level is 45°.

FWTM
(Full width tenth maximum)
Beam width at 10% of the highest light level is 65°.

The beam is a bit wider, but there is virtually no scattered light at the bottom.



POINTER SPOT TRACK 48V

To reduce glare, the Pointer Spot's small light hole is recessed as far into the long tube as possible. Ideal for situations when multiple rail spots are used to illuminate the entire room.

POINTER SERIES

Pointer series



THE NEW SIGNATURE IN ARCHITECTURAL LIGHTING

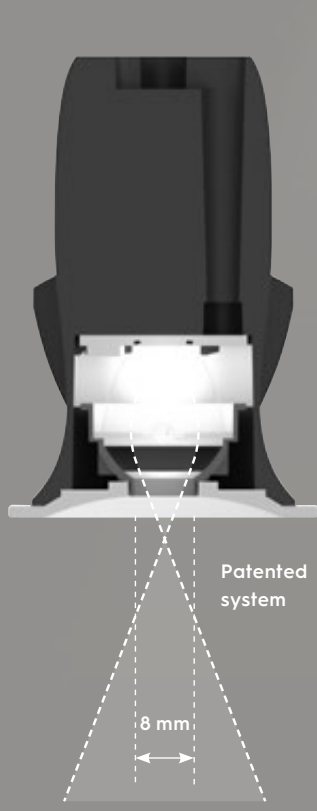
Let's say you walk into a room that is perfectly lit, but you don't see any light points. That is the new signature in architectural lighting, and it starts with the Illuxtron Pointer Series. 3 new downlights that have unique lenses with zero glare. The light emitting surface is only 8mm in diameter, but still produces between 350 and 650 lumens. This allows for a nearly invisible light experience that gives architects and lighting designers a possibility to present a room like they have never been able before. All the attention goes to the room, not to the glare.

ZERO GLARE LENS

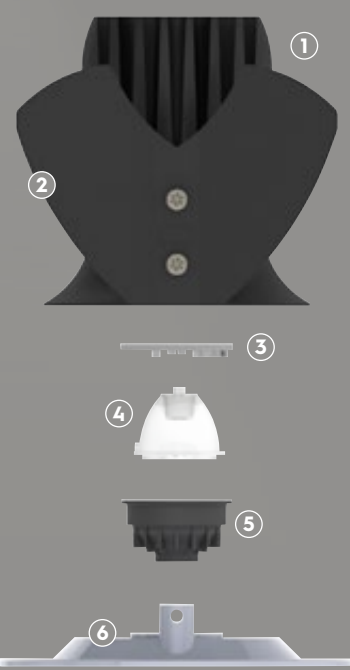
The Pointer series is all about a revolutionary new lens that collimates the beam angle. This means that the beam will be reflected into an hourglass shape. The neck of the hourglass beam angle falls precisely through the opening of the downlight. The beam angle is here at its narrowest and therefore the light emitting surface of the Pointer downlights are only 8mm in diameter.

The lens also gives the possibility for an internal anti-glare ring. This makes for a cleaner design and ultra low UGR values. There is virtually no glare from Pointer downlights, and this gives an almost invisible light experience. The room is perfectly illuminated, but you can't see the light points. This gives a clean and relaxed effect in rooms that are equipped with Pointer downlights.

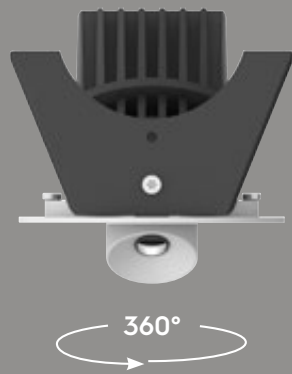
Pointer Spot



1. High end aluminum heatsink with a unique elegant design
2. New spring for concrete ceilings
3. PCB with a high power Lumileds Powerleds in 2700, 3000K and 4000K
4. Illuxtron patented optical lens system that makes pin-hole light possible
5. Anti glare cap that ensures no stray light. The total light opening is only 8mm!
6. Sleek front ring in various colours



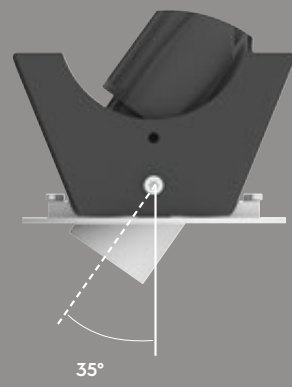
Adjustment option Pointer Spot 68 adj



Plug and play system for 500 and 700 mA drivers. The Pointer series is dimmable.



Adjustment option Pointer Spot 68 adj





Pointer 40, 375 Lm, 35°

Sharp beam angle developed by
Bartenbach where practically all of
the light is within the beam.



Fluxe 75 800Lm 80°
Standard downlight where
a lot of the light spread all
over the room.

Downlights (small)



Strada 75
98



Strada 90
102



Fluxe 75
124



Fluxe 90
126



Fido 98
74



Fido 108
78



Linea 75
136



Fido CL 105
80



Vector CL 100
108



Cylinder CL 100
128



Fido WL 105
84



HV-FD TECHNOLOGY

High Voltage Flickerfree Dimming technology (HV-FD)

FLICKER-FREE; NO STROBO-SCOPIC (FLICKER) EFFECTS

Surveys have linked light flicker to health problems. Even though flicker at these frequencies may not be visible to the naked eye, there is evidence to suggest that the human brain can detect light flicker at frequencies of up to 200Hz. Potential problems can include headaches, eye strain, impaired visual performance, or in extreme cases, epileptic seizures. While the best quality power supplies for low voltage luminaires have a flicker percentage of 1-3%, our High Voltage technology has a flicker percentage of only 0.4%.

FLICKERFREE PATENTED DIMMING TO 0.1%

The minimum and maximum dimming levels are dependent on the quality of the dimmer. With a good quality dimmer, it is possible to achieve/attain a dimming range of 0.1 - 100% (see our dimmer list on pages 188-189). Even at the lowest levels of dimming, our technology is still lower than 2.4% flicker with a negligible flicker index.



The HV-FD technology is perfectly suited to replace Dali cabling with wireless controls, as well as being coupled to a building management system.

Dimming power	100%	75%	50%	25%	10%
Flicker percent	0.4%	2.4%	1.2%	1.4%	1.4%
Flicker index	< 0.01	< 0.01	< 0.01	< 0.01	< 0.01

LOW INRUSH CURRENTS

While most power supplies have a high inrush current (e.g. >5 Amps), our high voltage solution has a maximum of 100 mA (incl. soft-start). With this low (almost negligible) inrush current, the number of luminaires per group, or per dimmer, is no longer determined by the inrush current but rather by the VA rating of that group or dimmer. E.g. a group protected by a B16 circuit breaker has an acceptable VA value of 3600VA. So this group can handle $3600/10 = 360$ luminaires.

4KV SURGE PROTECTION

It is often necessary to protect the electronic components against high voltage spikes (surges) from the mains. These can be caused by switching inductive loads near the luminaires or by atmospheric discharges such as lightning strikes.


EASY INSTALLATION

Each downlight is supplied with a 3-Pole connection box for screw-less looping of H03 or H05 cabling.



Example: looping of "low smoke" cable for public buildings

220-240V
LOOPING



HV-FD 800 LM (2200-3000K)

- Protection circuit against voltage peaks (4000V)
- 220-240V input
- Multi junction LEDs
- Highly reliable because there are mainly active electronic parts in the circuit
- Flicker control circuit
- IC to reduce flicker

FLICKERFREE PERFECT FOR VIDEO SHOTS

It's important to have little to no flicker effects when recording video, where the images are cut with several black lines and it is not possible to shoot the video properly.



FLICKERFREE RCS PROOF

Our past experience has shown us that ripple control signals (RCS) sent over the electricity grid (e.g. for load switching or tariff switching), can cause an annoying flickering of the HV downlights. Our new patented Flicker-free dimmable (FD) technology is not affected by this kind of signal.

WARM DIM VERSION AVAILABLE

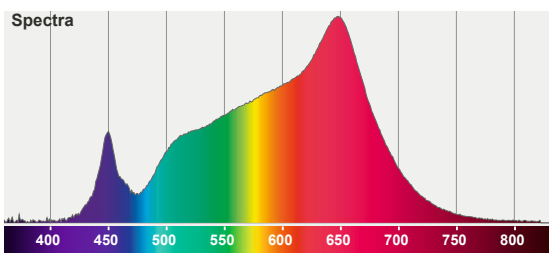
100%	brightness	3000K	
50%	brightness	2900K	
25%	brightness	2700K	
10%	brightness	2200K	

When dimming the light down, the light becomes warmer just like an incandescent lamp.



LV TECHNOLOGY

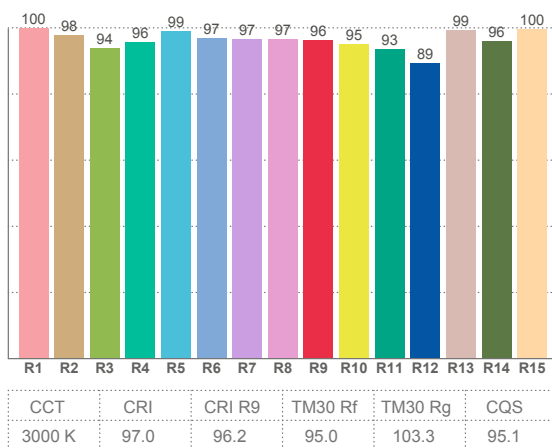
Low Voltage technology (LV)



HIGH EFFICIENT CRI 97*

The new CRI standard is comparable to Sunlike and Xicato but with greater efficiency. The colourpoints of the LEDs stay on the black body line and are optimized according to the new TM30 standard where saturation, red value (R9) and skin tone colours are taken into account.

CRI: 97.0 (R1-R8)



*Also available in CRI82 for highLM/W applications



LV 1250 LM

○..... COB module

Wide variety of LEDs available, see page 32.

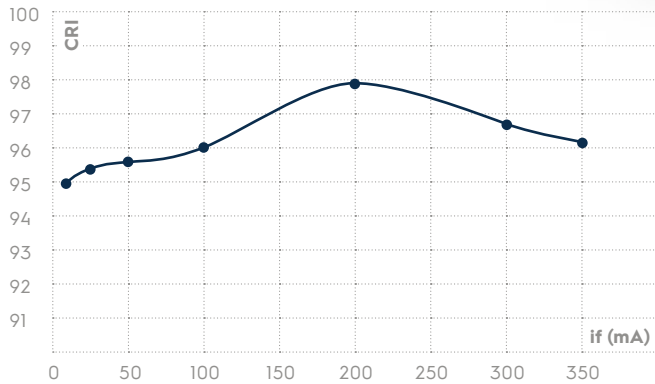
DIM TO WARM 1800-3000K

Create the ideal ambiance for restaurants and other hospitality venues by dimming the LEDs with any kind of control.

100%	brightness	3000K	
50%	brightness	2650K	
25%	brightness	2200K	
10%	brightness	1800K	



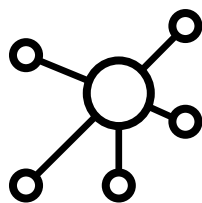
CRI VERSUS CURRENT



Over the entire dimming curve, the CRI stays very high.

WIRELESS MESH NETWORK

As well as Bluetooth Low Energy, the Casambi technology provides a mesh network where the intelligence of the system is replicated in every node. This creates a system with no single point of failure. Such self-organizing, wireless mesh networks can control a large number of fixtures from any point. This also allows for firmware updates over a network, allowing any kind of changes to be made over-the-air. In this kind of fully distributed and symmetric architecture, any unit can go offline and catch up from the others when they return back online. The Casambi devices are smart on their own and only connect when needed. An Internet connection is not necessary for normal operation; it is only needed for user interface configurations to be sent or recalled from the cloud.




CASAMBI



matter

Coming soon!



HIGH QUALITY
STRADA
CRI97

58 H 2,
98197



HIGH EFFICACY
STRADA
CRI82






Daylight inside and outside



Basic HCL

2700-6500K 2 channel



HUMAN CENTRIC LIGHTING HIGH-END LIGHTING DESIGN SOLUTION

Natural light changes colour throughout the day - from a morning sunrise glow, to a bright midday sun, then to a rich warm sunset. We have the technology to change the colour of the artificial light in our homes.

The human biological clock is closely tied to the day/night cycle of the Earth - circadian rhythm, and is pivotal for our body's release of various hormones including melatonin that regulates sleep, and cortisol for healing. We know that light has a significant influence on the human biological clock and our health.

As much as technology can benefit us, it can also disrupt our natural biological clock. We have too little of the right type of light during the day, and too much of the wrong type of light at night. Exposure to televisions, LED lights, computer screens, and mobile devices that emit blue (cool) light at night can disrupt our biological clock, delaying the natural sleep pattern.




Control protocol: DALI-8

Advanced HCL

- Best melanopic effectiveness with highest light quality (CRI, MacAdam)
- From candlelight (1.800K) to sky blue (16.000K) & RGB
- Worldwide patented
- Different models on request



Ask MIYO about the possibilities of applying HCL with our products.



RGB COLOURS

For mood-light or in combination with a glass-facade, generating Corporate Identity. The Blue-channel can be controlled separately to avoid unwanted activation during the night (night light).

COLOUR CONSISTANCY

Highest accuracy of colour thanks to 100% calibration and temperature compensation. There will be no visible deviation from one luminaire to the other (MacAdam Step 1)

BETTER SLEEP BASED ON RESEARCH

The body is activated at the right time but especially in the evening with the result of a better sleep behaviour. An average person in Europe spends 1-1,5hr in daylight and therefor is it most suitable for: Schools, offices, smart homes, retirement and nursing homes as well as hospitals. This lighting solutions focusses on the relationship between light and people and in the meantime it lights up your interior in the best possible way

EASY CONTROL & FLICKER-FREE

The system can be controlled by Dali DT8 or Zigbee. Even in a dimmed situation it is completely flicker-free. And all of this fully automatically with the possibility of individual control!

Bartenbach[®]
lighting optics



High CRI LEDs for quality light

HIGH CRI LEDs

LED TYPES

LEDs can be supplied with different phosphor layers. The CRI82 LEDs are the most efficient types and are most commonly used, but for clothing stores or high-quality interiors we recommend the CRI97 LED types. Because the CRI97 uses multiple layers of phosphor, the

color rendering is almost perfect, although this is at the expense of efficiency. CRI90 is a nice mix of efficiency with acceptable color rendering. In the table below you will find a comparison of the different types



High CRI LED options


	CCT	CRI	R9	Rf	Rg	Downlights small			Downlights large		Downlights large		Brand	Item code
						mA	Lm	Lm/W	mA	Lm	mA	Lm		
CRI80	2700K	82	5	83	94	350	1650	128	700	3400	1200	5300	Bridgelux ksf	51-4087-27
CRI80	3000K	82	7	86	95	350	1725	134	700	3575	1200	5550	Bridgelux ksf	51-4087-30
CRI80	4000K	82	18	84	96	350	1750	136	700	3650	1200	5800	Bridgelux ksf	51-4087-40
CRI90	2700K	92	67	88	104	350	1550	118	700	3150	1200	4700	Bridgelux ksf	51-4088-27
CRI90	3000K	92	67	92	99	350	1600	122	700	3250	1200	4850	Bridgelux ksf	51-4088-30
CRI90	4000K	92	78	92	100	350	1625	124	700	3300	1200	4925	Bridgelux ksf	51-4088-40
CRI97	2700K	97	93	96	103	350	1150	83	800	2300	1400	3425	Lumileds	50-3031-27
CRI97	3000K	97	96	95	103	350	1250	91	800	2500	1400	3750	Lumileds	50-3031-30
CRI97	4000K	97	96	95	103	350	1350	98	800	2700	1400	4050	Lumileds	50-3031-40

Downlights (small) - Max. driver setting 350 mA



Strada 68 96	Strada 75 98	Strada 90 102	Fluxe 75 124	Fluxe 90 126	Linea 75 136	Fido 98 74	Fido 108 78
------------------------	------------------------	-------------------------	------------------------	------------------------	------------------------	----------------------	-----------------------

Max. driver setting 500 mA



Linea 120 140	Vector CL 145 112
-------------------------	-----------------------------

Max. driver setting 650 mA



Linea 185 142

Downlights (large) - Max. driver setting 1400 mA



Strada 100 104	Strada 150 106	Strada 185 114	Fluxe 185 130
--------------------------	--------------------------	--------------------------	-------------------------



Linea DS-FS 144	Linea DS-F 146	Linea DS-FX 148	Linea DS-A 141508
---------------------------	--------------------------	---------------------------	-----------------------------

Max. driver setting 500 mA



Vector CL 235 116	Cylinder CL 235 132
-----------------------------	-------------------------------

Trackspots - Max. driver setting . 800 mA



Linea AS-XS 154

Max. driver setting . 1400 mA



Odion XS 156



PATENTED PHOSPHOR TECHNOLOGY


By using new patented phosphor types (KSF technology), enormous efficiency has been achieved, especially in the high CRI types. Illuxtron applies this new technology for all products in the product overview that you will find on this page, both for the standard CRI82 and for the CRI90 types which are available on request.

NEW PATENTED
KSF PHOSPHOR
TECHNOLOGY



WHERE QUALITY
AND EFFICIENCY
MEET EACH OTHER





ILLUXTRON'S 2-CHANNEL LED PANELS ARE PERFECT FOR HCL

Nowadays it is very easy to create a Human Centric Lighting system without the need of complicated Dali equipment. The LED panels and downlights made by Illuxtron

can be equipped with a 2 channel Eldoled / Casambi driver of 2x25W. An essential part of the HCL principle is to double or triple the normal light output between 9 and 10 o'clock and our panels with a lumen output of about 7000Lm are perfectly suited for this.

The proven advantages of HCL are:

- Being able to sleep better at night (fewer diseases and reduces depression)
 - Better memory and concentration, fewer errors
 - Being more creative
 - Special HCL cycle for working during the night
 - Reduces ADHD
 - Better sports achievements
- Just download the free Casambi app and you are ready to go.

OPTICAL SYSTEM

In order to meet the anti-glare standards, a combination of lens and diffuser technology has been developed by the Illuxtron team. In addition to the standard wide beam, narrower beams are also available on request and even an asymmetric version.

SUSTAINABILITY

At the end of its life, the LED technology can be easily renewed so that a warranty can be issued again. This only works for larger quantities and in consultation with our sales department.

HIGH QUALITY FIXTURE

The metal fixture construction is manufactured in Europe in fully automated production lines. This results in extremely low material tolerances and prevents defects. Our fixtures are sprayed with a Dupont epoxy powder coating which ensures that even after prolonged use there is no visible discolouring.


HEAT DISSIPATION

You would want the panel to still produce sufficient light after years of use. Due to their positioning in the back of the housing, the LEDs are optimally cooled and even after 70,000 operating hours you will notice no difference in light output. So if you want an installation that is problem free for many years, a "back lighting" solution is your choice.

HCL LED panels

Features and benefits

- The LEDs are optimally placed in the luminaire, which guarantees a longer lifespan
- The diffusers have been designed to ensure UGR values of less than 19 (max. 3950 Lm)
- Guaranteed colour consistency due to 3-Step MacAdam
- Excellent dimming performance to 10%
- IP44 rating
- LED panel 1195x295 available on request





Cortina 2L
3500Lm (27.1W)



183 LUX

CAC3 Cortina 2L	UGR	1.50 m	Lx/W
700mA 3500Lm (27.1W)	18.5	183 Lx	6,75
1050mA 5050Lm (41.8W)	19.8	264 Lx	6.31



Linessa 2L
3300Lm (23.8W)

Bartenbach 'Dark Light' Technology

No glare


39% more efficient vs LED panel

78% more efficient vs 4x18W TL



256 Lux

3DC3 Linessa 2L	UGR	1.50 m	Lx/W
500mA 3300Lm (23.8W)	13.8	256 Lx	10,75
700mA 4550Lm (33.6W)	14.9	352 Lx	10,47



health
and wellbeing
@work


Linessa

Excellent office lighting

LINESSA

SUSTAINABILITY

Less is more. Or in the case of Linessa: Making technical innovation affordable by clever product design. The end result is a lighting panel that only has 7 parts and no glue, screws or tape. Linessa has a very minimalist design. At the end of life it is very easy to take the product apart or implement a new LED module. In this scenario we minimize the waste of materials, keeping it as low as possible. Compare this to hazardous fluorescent lamps that need to be replaced frequently.

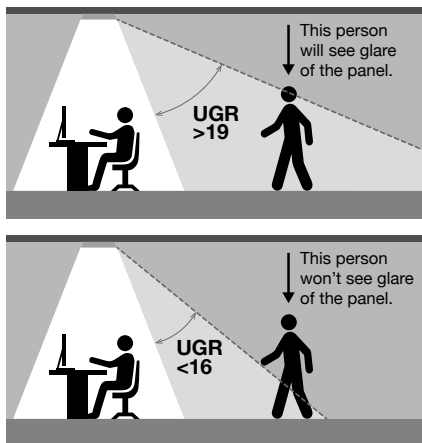


BARTENBACH DARKLIGHT TECHNOLOGY - UGR11

Normal diffuser panels distribute light in all directions and create a lot of glare. The Bartenbach Institute helped us to develop special reflector cups that ensure all of the light is reflected in ways that you need. Less glare in an office means less mistakes, less headaches and greater wellbeing for your employees.



Each Aviora Reflector has 920 different facets for optimum beam control.



NO MULTI SHADOWS

As soon as you try to focus light onto an object with multiple reflectors there will be an annoying multi shadow effect. By using 10 times more reflector cups than normal this effect will disappear.

LESS LIGHT PRESSURE

Existing LED reflector technology panels have low glare, but were uncomfortable to work under. By adding more reflector cups we managed to achieve the best comfort available in any LED panel on the market. The pressure from the LEDs is divided by an enormous amount of LEDs.

BESPOKE VERSIONS

The metal plate can be easily changed to different dimensions. It is even possible to integrate a sensor into the plate or air sleeves for ventilation.

BEST IN CLASS LUX/WATT


The normal amount of lux for an office desk is around 500Lux. With the Linessa series this can be achieved with less energy. Compared to a normal diffuser LED panel of 25-40W it saves 25-40%.

** If compared to a 4x18W fluorescent luminaire with 84W, it saves an incredible 78%.*




Linessa 2L 595x595 with integrated Helvar ActiveAhead sensor available through MIYO.

Helvar



Features and benefits

- Application of Bartenbach's special Dark Light Technology with ultra-low UGR rating.
- Ideal for office applications
- Extremely low wattage for necessary lux level



LINESA AIR


Linesa Air

Lighting with integrated ventilation

A unique combination of both lighting product and a ventilation system, which results in a clean ceiling design. OrangeClimate and Illuxtron International collaborated in such a way that both their best products fit seamlessly together.

Features and benefits

- Comfortable Airflow
- Suitable for every system
- No irritating glare
- Highest Lumen / Watt
- Homogeneous light pattern
- Designed and produced in the Netherlands
- Patented design
- 7 years warranty





Before, with separate air ventilation and lighting



After, with Linessa Air and integrated ventilation.

APPLICATION EXAMPLE

The ventilation can be spread over additional units to avoid an unwanted airflow. Each luminaire can either be used for blowing air in the room or to let the air escape from the room.



MULTI CURRENT OPTION

By manually changing the dipswitch settings on the driver it is possible to lower current to the LEDs. This can be used if you want to extend the lifetime of the system or in case the light is too bright.

VIDEO/PHOTO PROOF

Lighting with a low flicker index is essential in areas where photo and film cameras are used. Flickering light has a negative effect on the quality of pictures and film footage.

POWER-SURGE PROTECTION

Most TCI drivers are protected against power surges of up to 4 kV. This is considerably above the 1 kV norm. Many LEDs are protected up to 500 V. The surge protection in TCI drivers results in an extremely low defect percentage of 0.2%.

SAFETY AND SECURITY

- Protected against power surges in the electricity network
- Protected against extreme heat
- Protected against overload

RIPPLE FREE

TCI LED drivers are fitted with a multi-stage circuit to provide the LEDs with a perfect current (pure direct current). Low-quality drivers with a high ripple factor can cause health problems including headache, eye strain, impaired vision or, in extreme cases, even epileptic seizure.

Main power supply units

**Features and benefits**

- Surge protection up to 4 kV
- Various dimming options (1-10 V & Push, DALI, Triac, Casambi)
- Multiple currents through Dip-Switch settings
- Low operating temperature
- Maximum heat-sink temperature remains below 70°C
- Can be connected to a central battery system 220-240V DC
- Manufactured in Europe
- ENEC/EMC compliant
- Strain relief in accordance with European safety standards
- Active power-factor correction
- Highest-quality (A-brand) electronic components



eldoLED

Used by high-end lighting designers

HYBRID DIMMING

eldoLED uses a technology called Hybrid Hydra Drive, an advanced type of hybrid dimming that varies the LED current, duty cycle and frequency on a small current range. This offers the best dimming regulation at deep dimming levels, high frequency operation (mixing frequencies between 1KHz and 20KHz), low noise generation, reduced colour shift during dimming and no flicker.

LIGHTSHAPE COLOR SCIENCE

eldoLED LightShape technology takes the complexity out of dynamic white lighting and enables the creation of dynamic white lighting with standard controls, standard drivers and standard LED modules. LightShape lets you set up a smart relationship between the control input and LED outputs, enabling lighting applications such as "Dim to Warm" and "Tuneable White" using standard controls.

WIRELESS TUNABLE WHITE CONTROL

eldoLED offers wireless lighting controls and Bluetooth low energy beaconing from a compact radio. eldoLED's BLE radio's LEDcode2 connection allows for easy, two wire digital integration with most eldoLED drivers. Combined with a digital luminaire system this provides the perfect combination of drive technology and wireless control.

APPLICATIONS WHERE FLICKER CAN BE AN ISSUE



Offices



Industrial spaces



Hospitals



Classrooms

EXTREMELY LOW FLICKER

eldoLED believes the IEEE-P1789 standard and the diagram associated with it are great tools to compare drivers with respect to flicker. We suggest the following for the specification of LED drivers, which is considered the recommended practice:

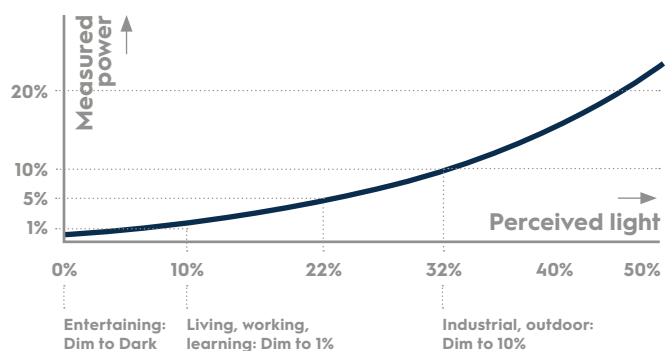
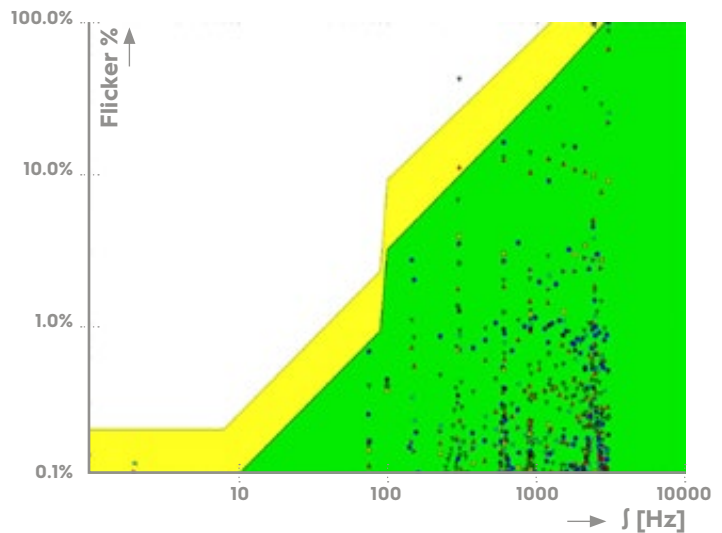
"LED drivers shall conform to IEEE-P1789 standards. Systems that do not meet IEEE-P1789 will not be considered."


SMOOTH DEEP DIMMING

In order to come close to what we as human beings perceive as Natural Dimming, high-quality LED lighting should:

- be able to dim to dark
- have no flicker* even when increasing or decreasing brightness
- allow smooth changes in brightness
- have adaptable dimming curves
- allow you to set a minimum dimming level
- feature dynamic behaviour

*eldoLED follows the recommended practice brought forward by the IEEE-1789 to mitigate flicker-induced health risks to viewers.





Sensor technology

MOTION DETECTOR

Our luminaires with integrated motion detectors are best installed in smaller spaces that require a single light source, such as toilets and corridors. The luminaire is independently controlled and therefore cannot be used in a 'master/slave' combination.

COMPLEX SOFTWARE

Whether a sensor that is integrated into a luminaire functions well, depends on temperature differences within electronic circuits, harmonic interference, power surges, and inrush current from other devices, to name just a few possibilities. All these factors have been taken into account by the complex software, ensuring that the sensor functions correctly.

QUAD PIR SENSOR

Both the sensor and lens are manufactured of advanced electronic materials. The sensor is a Quad type, which is used exclusively in spaces where sensitivity and reliability are essential.

INSTALLATION APPLICATIONS

Sensor-fitted luminaires can be installed in toilets, corridors, storage spaces, garages, barns, and under front- or back-door canopies or glass awnings.

Features and benefits

- Luminaires with integrated (PIR) motion sensors
- Reliable under all conditions

Illuxtron downlights can be assembled using different kinds of springs. The three different versions are CS, WS and GS. The datasheet will explain which type of ceiling material you can use with each spring.

CS SPRINGS (CONCRETE SPRINGS)


CS springs (except Pointer series) can be used in almost any type of ceiling. Support plates should definitely be used when mounting big downlights in soft mineral ceilings. The spring's slightly bent edge prevents the ceiling material from getting damaged. We recommend making the hole in the ceiling material 10 mm wider than the specified cutout diameter (assuming this doesn't exceed the maximum diameter).



Installation: Springs

WS SPRINGS (WIRE SPRINGS)

WS springs are traditional springs that are eminently suited for soft ceiling tiles in combination with support plates (that cannot be taken out of the ceiling). WS springs are not suitable for concrete ceilings and soft ceiling tiles without support plates.



GS SPRINGS (GYPROC SPRINGS)


GS springs are ideally suited for quick mounting in hard ceiling tiles without support plates. GS springs do normally come with (larger) Linea luminaires only. Turning the luminaire anti-clockwise fixes it extra tightly in the tile.





THE NEW SIGNATURE IN ARCHITECTURAL LIGHTING

Let's say you walk into a room that is perfectly lit, but you don't see any light points. That is the new signature in architectural lighting, and it starts with the Illuxtron Pointer Series. 3 new downlights that have unique lenses with zero glare. The light emitting surface is only 8mm in diameter, but still produces between 350 and 650 lumens. This allows for a nearly invisible light experience that gives architects and lighting designers a possibility to present a room like they have never been able before. All the attention goes to the room, not to the glare.



POINTER

SERIES

Highlighting
every element of your
design with
precision

ILLUXTRON







The integrated driver makes sure that the track can be connected directly to the mains

**REDUCED
GLARE (<UGR10)**

To reduce glare, the Pointer Spot's small light hole is recessed as far into the long tube as possible. Ideal for situations when multiple rail spots are used to illuminate the entire room.






Extreme flat drivers
are integrated in
the base of the
luminaire

Bartenbach [®]
lighting optics

POINTER



SERIES



Available in
Dali and No dim
versions

ILLUXTRON

No dim, Triac & Dali
Power Supply

35°/60°
2700/3000/4000K

See
page
20

Bartenbach
lighting optics



↔
ø 47 mm

POINTER 40

COLOURS



Matt white
RAL 9016 (XX=MW)



Matt black
RAL 9005 (XX=BL)

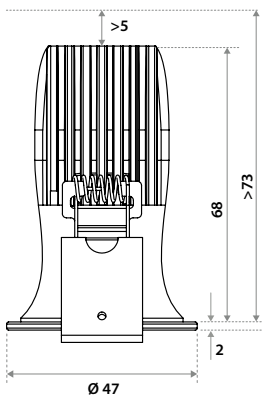
SPRINGS



Standard with WS springs (gyproc/metal).
Also available as above with CS springs (concrete)

Pointer 40 (Gen2)

DIMENSIONS




Incl. PSU (100-240V)

PSU KGP CC6W500CGA26 No dim 80x22x21 mm
 PSU TCI 127042 Triac dim 102x38x21 mm
 (Only for wire spring, watch out for small rim)
 Cable 150 mm



Incl. conn.box (500mA)*

For installation to a central power supply.



SPECIFICATIONS

Beam angle (FWHM)	35° (45° FWTM) / 60° (80° FWTM)
Fixture material	Housing: Die cast aluminium
Environment	Indoor
IP rate	IP20 / IP44
IK rate	IK10
Operating temperature (Ta)	-20°C / +45°C
Safety marks	EN60598 / EN62031 / EN62471
EMC compliance	EN55015
Colour consistency (SDCM)	MacAdam step 3
Warranty	7 years

This luminaire contains built-in LED lamps.

There are no exchangeable parts inside the luminaire.

EU 874/2012

*See page 174 for more information about power supplies.



Using WS springs: Ø 40 mm.
 Thickness ceiling 1-25 mm
 & recess depth 73 mm.



Using CS springs: Ø 40 mm.
 Thickness ceiling 5-73 mm
 & recess depth 73 mm.



Only when the product is installed in a closed ceiling may it be exposed to water splashes, and only on its front side.



ITEM SPECIFICATIONS


See pricelist 2025 page 8

Description	Item code	Input	Vf	W per lamp	Lm/W	CRI (typ.)	UGR	Pf	Safety class
Pointer 40 LV 35° 350Lm 2700K Triac dim	0N2703XXWNI3	100-240V	x	6.6	53	82	7.4	0.96	II
Pointer 40 LV 35° 375Lm 3000K Triac dim	0N2703XXWPI3	100-240V	x	6.6	57	82	7.6	0.96	II
Pointer 40 LV 35° 400Lm 4000K Triac dim	0N2703XXWQI3	100-240V	x	6.6	61	82	7.9	0.96	II
Pointer 40 LV 60° 400Lm 2700K Triac dim	0N2703XXWRI3	100-240V	x	6.6	61	82	17.8	0.96	II
Pointer 40 LV 60° 425Lm 3000K Triac dim	0N2703XXWSI3	100-240V	x	6.6	64	82	18.0	0.96	II
Pointer 40 LV 60° 450Lm 4000K Triac dim	0N2703XXWTI3	100-240V	x	6.6	68	82	18.2	0.96	II
Pointer 40 LVC 500mA 35° 350Lm 2700K	0N2703XXWNI1	500mA	11.4	5.7	61	82	7.4	x	III
Pointer 40 LVC 500mA 35° 375Lm 3000K	0N2703XXWPI1	500mA	11.4	5.7	66	82	7.6	x	III
Pointer 40 LVC 500mA 35° 400Lm 4000K	0N2703XXWQI1	500mA	11.4	5.7	70	82	7.9	x	III
Pointer 40 LVC 500mA 60° 400Lm 2700K	0N2703XXWRI1	500mA	11.4	5.7	70	82	17.8	x	III
Pointer 40 LVC 500mA 60° 425Lm 3000K	0N2703XXWSI1	500mA	11.4	5.7	75	82	18.0	x	III
Pointer 40 LVC 500mA 60° 450Lm 4000K	0N2703XXWTI1	500mA	11.4	5.7	79	82	18.2	x	III

All values are measured at 230V (+/- 7%).



POINTER 68 FIX



COLOURS



Matt white
RAL 9016 (XX=MW)



Matt black
RAL 9005 (XX=BL)

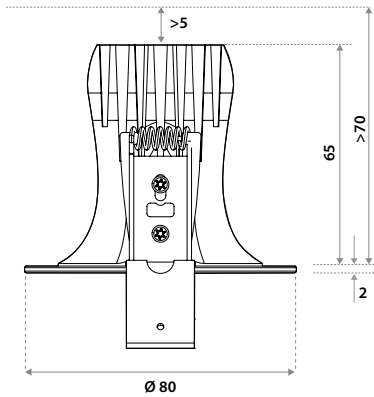
SPRINGS



Standard with WS springs (gyproc/metal).
Also available as above with CS springs (concrete)

Pointer 68 fix (Gen2)

DIMENSIONS




Incl. PSU (220-240V)

PSU TCI 127046 Triac dim	102x38x21 mm
PSU TCI 125400 1-10V & Push	102x38x21 mm
PSU TCI 127576 Dali	147x44x22 mm



Incl. conn.box (700mA)*

For installation to a central power supply.



SPECIFICATIONS

Beam angle (FWHM)	35° (45° FWTM) / 60° (80° FWTM)
Fixture material	Housing: Die cast aluminium
Environment	Indoor
IP rate	IP20 / IP44
IK rate	IK10
Operating temperature (Ta)	-20°C / +45°C
Safety marks	EN60598 / EN62031 / EN62471
EMC compliance	EN55015
Colour consistency (SDCM)	MacAdam step 3
Warranty	7 years

This luminaire contains built-in LED lamps.

There are no exchangeable parts inside the luminaire.

EU 874/2012

*See page 174 for more information about power supplies.



Using WS springs: Ø 68-75 mm.
Thickness ceiling 1-30 mm
& recess depth 70 mm.



Using CS springs: Ø 68-75 mm.
Thickness ceiling 5-70 mm
& recess depth 70 mm.

Only when the product is installed in a closed ceiling may it be exposed to water splashes, and only on its front side.



ITEM SPECIFICATIONS

See pricelist 2025 page 8

Description	Item code	Input	Vf	W per lamp	Lm/W	CRI (typ.)	UGR	Pf	Safety class
Pointer 68 fix LV 35° 500Lm 2700K Triac dim	0P2803XXWU13	220-240V	x	9.2	54	82	7.2	0.96	II
Pointer 68 fix LV 35° 525Lm 3000K Triac dim	0P2803XXWV13	220-240V	x	9.2	57	82	7.3	0.96	II
Pointer 68 fix LV 35° 550Lm 4000K Triac dim	0P2803XXWW13	220-240V	x	9.2	60	82	7.5	0.96	II
Pointer 68 fix LV 60° 550Lm 2700K Triac dim	0P2803XXWX13	220-240V	x	9.2	60	82	17.5	0.96	II
Pointer 68 fix LV 60° 600Lm 3000K Triac dim	0P2803XXWY13	220-240V	x	9.2	65	82	17.8	0.96	II
Pointer 68 fix LV 60° 650Lm 4000K Triac dim	0P2803XXWZ13	220-240V	x	9.2	71	82	18.0	0.96	II
Pointer 68 fix LV 35° 500Lm 2700K 1-10V & Push	0P2803XXXU13	220-240V	x	9.2	54	82	7.2	0.95	II
Pointer 68 fix LV 35° 525Lm 3000K 1-10V & Push	0P2803XXXV13	220-240V	x	9.2	57	82	7.3	0.95	II
Pointer 68 fix LV 35° 550Lm 4000K 1-10V & Push	0P2803XXXW13	220-240V	x	9.2	60	82	7.5	0.95	II
Pointer 68 fix LV 60° 550Lm 2700K 1-10V & Push	0P2803XXXX13	220-240V	x	9.2	60	82	17.5	0.95	II
Pointer 68 fix LV 60° 600Lm 3000K 1-10V & Push	0P2803XXXY13	220-240V	x	9.2	65	82	17.8	0.95	II
Pointer 68 fix LV 60° 650Lm 4000K 1-10V & Push	0P2803XXXZ13	220-240V	x	9.2	71	82	18.0	0.95	II
Pointer 68 fix LV 35° 500Lm 2700K Dali	0P2803XXW013	220-240V	x	9.2	54	82	7.2	0.95	II
Pointer 68 fix LV 35° 525Lm 3000K Dali	0P2803XXW113	220-240V	x	9.2	57	82	7.3	0.95	II
Pointer 68 fix LV 35° 550Lm 4000K Dali	0P2803XXW213	220-240V	x	9.2	60	82	7.5	0.95	II
Pointer 68 fix LV 60° 550Lm 2700K Dali	0P2803XXW313	220-240V	x	9.2	60	82	17.5	0.95	II
Pointer 68 fix LV 60° 600Lm 3000K Dali	0P2803XXW413	220-240V	x	9.2	65	82	17.8	0.95	II
Pointer 68 fix LV 60° 650Lm 4000K Dali	0P2803XXW513	220-240V	x	9.2	71	82	18.0	0.95	II
Pointer 68 fix LVC 700mA 35° 500Lm 2700K Dim	0P2803XXWU11	700mA	11.5	8.0	63	82	7.2	x	III
Pointer 68 fix LVC 700mA 35° 525Lm 3000K Dim	0P2803XXWV11	700mA	11.5	8.0	66	82	7.3	x	III
Pointer 68 fix LVC 700mA 35° 550Lm 4000K Dim	0P2803XXWW11	700mA	11.5	8.0	69	82	7.5	x	III
Pointer 68 fix LVC 700mA 60° 550Lm 2700K Dim	0P2803XXWX11	700mA	11.5	8.0	69	82	17.5	x	III
Pointer 68 fix LVC 700mA 60° 600Lm 3000K Dim	0P2803XXWY11	700mA	11.5	8.0	75	82	17.8	x	III
Pointer 68 fix LVC 700mA 60° 650Lm 4000K Dim	0P2803XXWZ11	700mA	11.5	8.0	81	82	18.0	x	III


All values are measured at 230V (+/- 7%).



NEW

Bartenbach
lighting optics

POINTER SPOT 68



↔
ø 80 mm

COLOURS

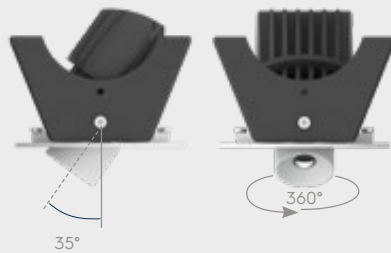


Matt white
RAL 9016 (XX=MW)



Matt black
RAL 9005 (XX=BL)

ADJUSTMENT OPTIONS



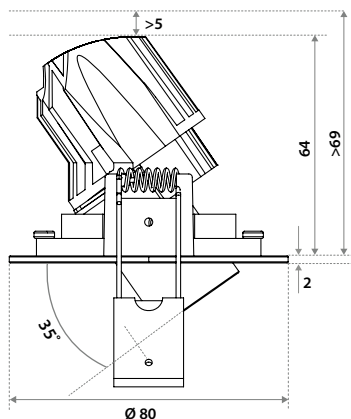
SPRINGS



Standard with WS springs
(gyproc/metal). Also
available as above with
CS springs (concrete)

Pointer Spot 68 adj

DIMENSIONS




Incl. PSU (220-240V)

PSU TCI 127042 Triac dim	102x38x21 mm
PSU TCI 125400 1-10V & Push	102x38x21 mm
PSU TCI 127576 Dali	147x44x22 mm



Incl. conn.box (500mA)*

For installation to a central power supply.



SPECIFICATIONS

Beam angle (FWHM)	35° (45° FWTM) / 60° (80° FWTM)
Fixture material	Housing: Die cast aluminium
Environment	Indoor
IP rate	IP20
IK rate	IK10
Operating temperature (Ta)	-20°C / +45°C
Safety marks	EN60598 / EN62031 / EN62471
EMC compliance	EN55015
Colour consistency (SDCM)	MacAdam step 3
Warranty	7 years

This luminaire contains built-in LED lamps.

There are no exchangeable parts inside the luminaire.

EU 874/2012

*See page 174 for more information about power supplies.



Using WS springs: Ø 68-75 mm.
Thickness ceiling 1-15 mm
& recess depth 69 mm.



Using CS springs. Ø 68-75 mm.
Thickness ceiling 5-69 mm
& recess depth 69 mm.



IP20

MADE IN HOLLAND

7 YEAR WARRANTY

ECO

UGR <19

ITEM SPECIFICATIONS

See pricelist 2025 page 9

Description	Item code	Input	Vf	W per lamp	Lm/W	CRI (typ.)	UGR	Pf	Safety class
Pointer Spot 68 adj LV 35° 350Lm 2700K Triac dim	OQ2703XXWN13	220-240V	x	6.6	53	82	6.7	0.96	II
Pointer Spot 68 adj LV 35° 375Lm 3000K Triac dim	OQ2703XXWP13	220-240V	x	6.6	57	82	6.9	0.96	II
Pointer Spot 68 adj LV 35° 400Lm 4000K Triac dim	OQ2703XXWQ13	220-240V	x	6.6	61	82	7.2	0.96	II
Pointer Spot 68 adj LV 60° 400Lm 2700K Triac dim	OQ2703XXWR13	220-240V	x	6.6	61	82	17.1	0.96	II
Pointer Spot 68 adj LV 60° 425Lm 3000K Triac dim	OQ2703XXWS13	220-240V	x	6.6	64	82	17.3	0.96	II
Pointer Spot 68 adj LV 60° 450Lm 4000K Triac dim	OQ2703XXWT13	220-240V	x	6.6	68	82	17.5	0.96	II
Pointer Spot 68 adj LV 35° 350Lm 2700K 1-10V & Push	OQ2703XXXG13	220-240V	x	6.6	53	82	6.7	0.6	II
Pointer Spot 68 adj LV 35° 375Lm 3000K 1-10V & Push	OQ2703XXXH13	220-240V	x	6.6	57	82	6.9	0.6	II
Pointer Spot 68 adj LV 35° 400Lm 4000K 1-10V & Push	OQ2703XXXJ13	220-240V	x	6.6	61	82	7.2	0.6	II
Pointer Spot 68 adj LV 60° 400Lm 2700K 1-10V & Push	OQ2703XXXK13	220-240V	x	6.6	61	82	17.1	0.6	II
Pointer Spot 68 adj LV 60° 425Lm 3000K 1-10V & Push	OQ2703XXXL13	220-240V	x	6.6	64	82	17.3	0.6	II
Pointer Spot 68 adj LV 60° 450Lm 4000K 1-10V & Push	OQ2703XXXM13	220-240V	x	6.6	68	82	17.5	0.6	II
Pointer Spot 68 adj LV 35° 350Lm 2700K Dali	OQ2703XXW013	220-240V	x	6.6	53	82	6.7	0.6	II
Pointer Spot 68 adj LV 35° 375Lm 3000K Dali	OQ2703XXW113	220-240V	x	6.6	57	82	6.9	0.6	II
Pointer Spot 68 adj LV 35° 400Lm 4000K Dali	OQ2703XXW213	220-240V	x	6.6	61	82	7.2	0.6	II
Pointer Spot 68 adj LV 60° 400Lm 2700K Dali	OQ2703XXW313	220-240V	x	6.6	61	82	17.1	0.6	II
Pointer Spot 68 adj LV 60° 425Lm 3000K Dali	OQ2703XXW413	220-240V	x	6.6	64	82	17.3	0.6	II
Pointer Spot 68 adj LV 60° 450Lm 4000K Dali	OQ2703XXW513	220-240V	x	6.6	68	82	17.5	0.6	II
Pointer Spot 68 adj LVC 500mA 35° 350Lm 2700K Dim	OQ2703XXWN11	500mA	11.4	5.7	61	82	6.7	x	III
Pointer Spot 68 adj LVC 500mA 35° 375Lm 3000K Dim	OQ2703XXWP11	500mA	11.4	5.7	66	82	6.9	x	III
Pointer Spot 68 adj LVC 500mA 35° 400Lm 4000K Dim	OQ2703XXWQ11	500mA	11.4	5.7	70	82	7.2	x	III
Pointer Spot 68 adj LVC 500mA 60° 400Lm 2700K Dim	OQ2703XXWR11	500mA	11.4	5.7	70	82	17.1	x	III
Pointer Spot 68 adj LVC 500mA 60° 425Lm 3000K Dim	OQ2703XXWS11	500mA	11.4	5.7	75	82	17.3	x	III
Pointer Spot 68 adj LVC 500mA 60° 450Lm 4000K Dim	OQ2703XXWT11	500mA	11.4	5.7	79	82	17.5	x	III

All values are measured at 230V (+/- 7%).



NEW

Bartenbach
lighting optics




↔
ø 40 mm

POINTER SPOT 75

POINTER SPOT OPTIONS


See pricelist 2025 page 8-9



Pointer Spot SM 1L
240 x 50 x 32



Pointer Spot SM 2L
303x50x32



NEW

Pointer Spot WL

COLOURS See page 66-67 for more info.



Matt white RAL 9016



Matt black RAL 9005



XX=61



XX=63




XX=62



XX=65



XX=71



XX=74



XX=72



XX=76

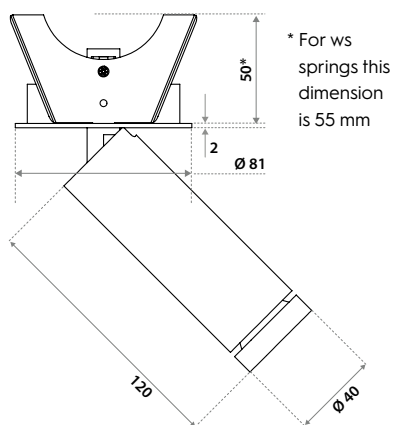
SPRINGS



Standard with CS springs (concrete/gyproc). Also available as above with WS springs (gyproc/metal).

Pointer Spot 75 (adjustable)

DIMENSIONS




Incl. PSU (220-240V)

PSU TCI 127042 Triac dim	102x38x21 mm
PSU TCI 125400 1-10V & Push	102x38x21 mm
PSU TCI 127576 Dali	147x44x22 mm



Incl. conn.box (500mA)*

For installation to a central power supply.



SPECIFICATIONS

Beam angle (FWHM)	35° (45° FWTM) / 60° (80° FWTM)
Fixture material	Housing: Die cast aluminium
Environment	Indoor
IP rate	IP20
IK rate	IK10
Operating temperature (Ta)	-20°C / +45°C
Safety marks	EN60598 / EN62031 / EN62471
EMC compliance	EN55015
Colour consistency (SDCM)	MacAdam step 3
Warranty	7 years

This luminaire contains built-in LED lamps.

There are no exchangeable parts inside the luminaire.

EU 874/2012

*See page 174 for more information about power supplies.



Using CS springs: Ø 75 mm.
Thickness ceiling 5-60 mm
& recess depth 60 mm.



Using WS springs: Ø 77 mm.
Thickness ceiling 1-55 mm
& recess depth 60 mm.



IP20

MADE IN HOLLAND

7 YEAR WARRANTY

ECO

UGR <19

ITEM SPECIFICATIONS [See pricelist 2025 page 10-13](#)

Description	Item code	Input	Vf	W per lamp	Lm/W	CRI (typ.)	UGR	Pf	Safety class
Pointer Spot 75 LV 35° 500Lm 2700K Triac dim	OT2703XXLG02	220-240V	x	9,2	54	82	9,8	0,96	II
Pointer Spot 75 LV 35° 525Lm 3000K Triac dim	OT2703XXLH02	220-240V	x	9,2	57	82	9,9	0,96	II
Pointer Spot 75 LV 35° 550Lm 4000K Triac dim	OT2703XXLJ02	220-240V	x	9,2	60	82	10,1	0,96	II
Pointer Spot 75 LV 60° 550Lm 2700K Triac dim	OT2703XXLK02	220-240V	x	9,2	60	82	20	0,96	II
Pointer Spot 75 LV 60° 600Lm 3000K Triac dim	OT2703XXLL02	220-240V	x	9,2	65	82	20,3	0,96	II
Pointer Spot 75 LV 60° 650Lm 4000K Triac dim	OT2703XXLM02	220-240V	x	9,2	71	82	20,6	0,96	II
Pointer Spot 75 LV 35° 500Lm 2700K 1-10V & Push	OT2703XXWG02	220-240V	x	9,2	54	82	9,8	0,95	II
Pointer Spot 75 LV 35° 525Lm 3000K 1-10V & Push	OT2703XXWH02	220-240V	x	9,2	57	82	9,9	0,95	II
Pointer Spot 75 LV 35° 550Lm 4000K 1-10V & Push	OT2703XXWJ02	220-240V	x	9,2	60	82	10,1	0,95	II
Pointer Spot 75 LV 60° 550Lm 2700K 1-10V & Push	OT2703XXWK02	220-240V	x	9,2	60	82	20	0,95	II
Pointer Spot 75 LV 60° 600Lm 3000K 1-10V & Push	OT2703XXWL02	220-240V	x	9,2	65	82	20,3	0,95	II
Pointer Spot 75 LV 60° 650Lm 4000K 1-10V & Push	OT2703XXWM02	220-240V	x	9,2	71	82	20,6	0,95	II
Pointer Spot 75 LV 35° 500Lm 2700K Dali	OT2703XXL002	220-240V	x	9,2	54	82	9,8	0,95	II
Pointer Spot 75 LV 35° 525Lm 3000K Dali	OT2703XXL102	220-240V	x	9,2	57	82	9,9	0,95	II
Pointer Spot 75 LV 35° 550Lm 4000K Dali	OT2703XXL202	220-240V	x	9,2	60	82	10,1	0,95	II
Pointer Spot 75 LV 60° 550Lm 2700K Dali	OT2703XXL302	220-240V	x	9,2	60	82	20	0,95	II
Pointer Spot 75 LV 60° 600Lm 3000K Dali	OT2703XXL402	220-240V	x	9,2	65	82	20,3	0,95	II
Pointer Spot 75 LV 60° 650Lm 4000K Dali	OT2703XXL502	220-240V	x	9,2	71	82	20,6	0,95	II
Pointer Spot 75 LVC 700mA 35° 500Lm 2700K Dim	OT2703XXLGE2	700mA	11,4	8	63	82	9,8	x	III
Pointer Spot 75 LVC 700mA 35° 525Lm 3000K Dim	OT2703XXLHE2	700mA	11,4	8	66	82	9,9	x	III
Pointer Spot 75 LVC 700mA 35° 550Lm 4000K Dim	OT2703XXLJE2	700mA	11,4	8	69	82	10,1	x	III
Pointer Spot 75 LVC 700mA 60° 550Lm 2700K Dim	OT2703XXLKE2	700mA	11,4	8	69	82	20	x	III
Pointer Spot 75 LVC 700mA 60° 600Lm 3000K Dim	OT2703XXLLE2	700mA	11,4	8	75	82	20,3	x	III
Pointer Spot 75 LVC 700mA 60° 650Lm 4000K Dim	OT2703XXLME2	700mA	11,4	8	81	82	20,6	x	III

LV versions also available with No dim. Check our datasheets, pricelist or website for all available versions

All values are measured at 230V (+/- 7%).



POINTER SERIES

NEW

Bartenbach
lighting optics



↔
ø 48 mm

POINTER SPOT 75

POINTER SPOT OPTIONS

See pricelist 2025 page 8-9




Pointer Spot
Pendant 3F

Pointer Spot
Pendant 4&V

Pointer Spot
Pendant SM

COLOURS See page 66-67 for more info.



XX=61

XX=63

XX=62

XX=65

XX=71

XX=74

XX=72

XX=76

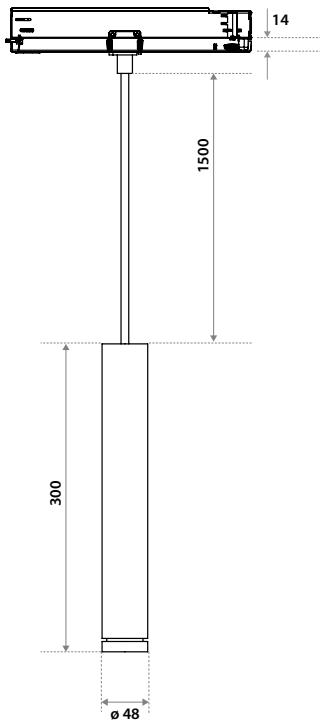


Pointer Spot Track 3F

Pointer Spot Track 4&V

Pointer Spot Pendant 3F

DIMENSIONS



TRACKS 230V & 48V

On request! Ask our sales department about the possibilities.



SPECIFICATIONS

Beam angle (FWHM)	35° (45° FWTM) / 60° (80° FWTM)
Fixture material	Housing: Die cast aluminium
Environment	Indoor
IP rate	IP20
IK rate	IK10
Operating temperature (Ta)	-20°C / +45°C
Safety marks	EN60598 / EN62031 / EN62471
EMC compliance	EN55015
Colour consistency (SDCM)	MacAdam step 3
Warranty	7 years

This luminaire contains built-in LED lamps.
There are no exchangeable parts inside the luminaire.
EU 874/2012




ITEM SPECIFICATIONS [See pricelist 2025 page 10-13](#)

Description	Item code	Input	Vf	W per lamp	Lm/W	CRI (typ.)	UGR	Pf	Safety class
Pointer Spot Pendant 3F 500Lm 2700K CRI82 35° No dim	0Y2703XXLU02	220-240V	x	9,2	54	82	8.5	0.96	I
Pointer Spot Pendant 3F 525Lm 3000K CRI82 35° No dim	0Y2703XXLV02	220-240V	x	9,2	57	82	8.7	0.96	I
Pointer Spot Pendant 3F 550Lm 4000K CRI82 35° No dim	0Y2703XXLW02	220-240V	x	9,2	60	82	8.8	0.96	I
Pointer Spot Pendant 3F 550Lm 2700K CRI82 60° No dim	0Y2703XXLX02	220-240V	x	9,2	60	82	18.8	0.96	I
Pointer Spot Pendant 3F 600Lm 3000K CRI82 60° No dim	0Y2703XXLY02	220-240V	x	9,2	65	82	19.1	0.96	I
Pointer Spot Pendant 3F 650Lm 4000K CRI82 60° No dim	0Y2703XXLZ02	220-240V	x	9,2	71	82	19.4	0.96	I
Pointer Spot Pendant 3F 500Lm 2700K CRI82 35° Dali	0Y2703XXL002	220-240V	x	9,2	54	82	8.5	0.95	I
Pointer Spot Pendant 3F 525Lm 3000K CRI82 35° Dali	0Y2703XXL102	220-240V	x	9,2	57	82	8.7	0.95	I
Pointer Spot Pendant 3F 550Lm 4000K CRI82 35° Dali	0Y2703XXL202	220-240V	x	9,2	60	82	8.8	0.95	I
Pointer Spot Pendant 3F 550Lm 2700K CRI82 60° Dali	0Y2703XXL302	220-240V	x	9,2	60	82	18.8	0.95	I
Pointer Spot Pendant 3F 600Lm 3000K CRI82 60° Dali	0Y2703XXL402	220-240V	x	9,2	65	82	19.1	0.95	I
Pointer Spot Pendant 3F 650Lm 4000K CRI82 60° Dali	0Y2703XXL502	220-240V	x	9,2	71	82	19.4	0.95	I

All values are measured at 230V (+/- 7%).

Colour options

Pointer Spots
Standard colours



OPTIONS

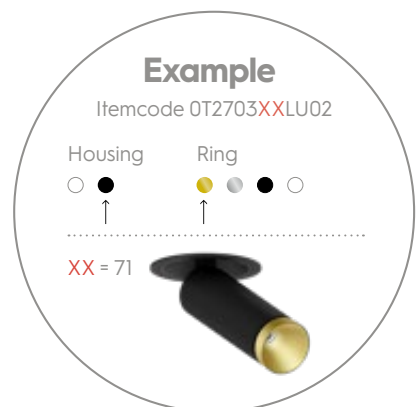
Inspiration colours (Ask MIYO for the possibilities)





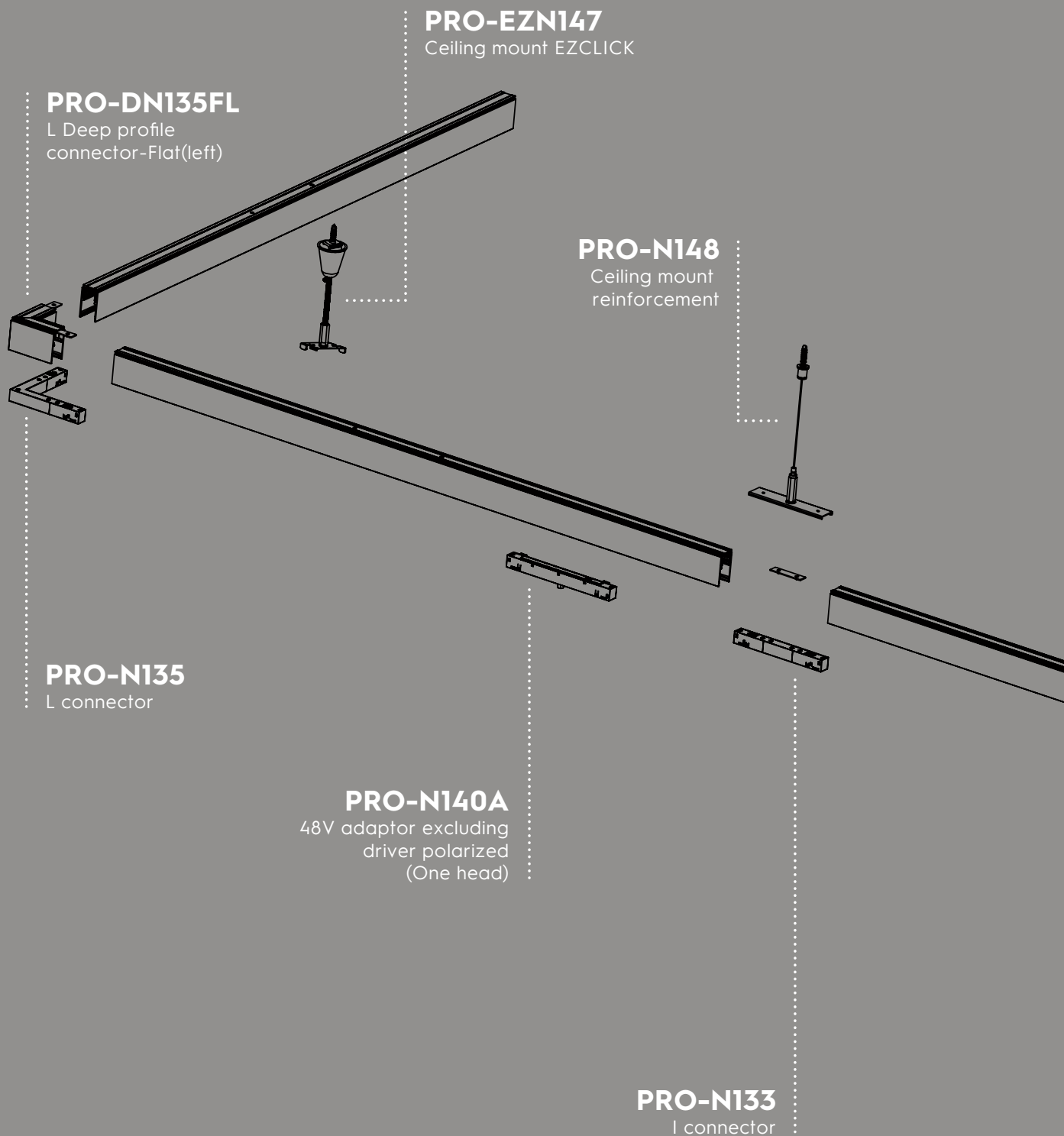
Itemcodes

Housing/ Reflector ring	Item code	Housing/ Reflector ring	Item code
White/Gold	XX=61	Black/Gold	XX=71
White/Silver	XX=63	Black/Silver	XX=74
White/Black	XX=62	Black/Black	XX=72
White/White	XX=65	Black/White	XX=76



48V Track system accessories diagram

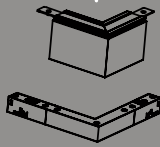
ACCESSORIES



PRO-EZN148
Ceiling mount EZCLICK
suspension kit



PRO-DN135FL
L Deep profile
connector-Flat(left)



PRO-DN135S1
L Deep profile connector
Stereo(Internal corner)



PRO-N139
Flexible connector



PRO-N135
L connector




20EK03
Connector right




Connector right

Living room
Fido 98 HV-FD
4000K 800Lm 40°

SERIES





Restaurant
Fido 108 HV-FD
3000K 800Lm 40°



FIDO

SERIES




Fido Series
Ceiling lights
Fido CL 105

ILLUXTRON




Special colours possible

Wall lights
Hotel corridor
Fido WL 105




FIDO SERIES

FIDO 98



SMALL RIM



ø 104 mm

BEAM ANGLE



Reflector
LV: 24° / 60°
LV-TW: 60°



Lens
HV-FD: 40°



Diffuser
HV-FD: 80°
LV: 80°
LV-TW 80°


COLOURS



Matt black
RAL 9005



Matt white
RAL 9016



61

62

65

71

72

76

Housing/
Reflector ring

Item
code

Housing/
Reflector ring

Item
code

White/Gold

XX=61

Black/Gold

XX=71

White/Black

XX=62

Black/Black

XX=72

White/White

XX=65

Black/White

XX=76

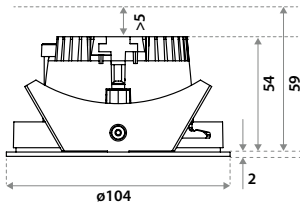
SPRINGS



Standard with CS springs
(concrete/gyproc). Also
available as above with
WS springs (gyproc/
metal).

Fido 98

DIMENSIONS



SPECIFICATIONS

Beam angle (FWHM)	See the item specifications below
Fixture material	Housing: Die cast aluminium Reflector glass: Polycarbonate
Environment	Indoor
IP rate	IP20 / IP44
IK rate	IK03
Operating temperature (Ta)	-20°C / +45°C
Safety marks	EN60598 / EN62031 / EN62471
EMC compliance	EN55015
Colour consistency (SDCM)	MacAdam step 3
Warranty	7 years



Using CS springs: Ø 98 mm.
Thickness ceiling 5-59 mm
& recess depth 59 mm.



Using WS springs: Ø 98 mm.
Thickness ceiling 1-50 mm
& recess depth 59 mm.

Only when the product is installed in a closed ceiling may it be exposed to water splashes, and only on its front side.



This luminaire contains built-in LED lamps.

There are no exchangeable parts inside the luminaire.

EU 874/2012

ITEM SPECIFICATIONS

See pricelist 2025 page 34


Description Fido 98	40°		80°		W per lamp	Lm/W	CRI (typ.)	Pf	Safety class
	Item code	UGR	Item code	UGR					
HV-FD 800Lm 2700K Triac dim	F12A03XX5A02	13.7	F12A03XX5B02	24.8	10.5	76	93	0.99	I
HV-FD 800Lm 3000K Triac dim	F12A03XX5C02	13.7	F12A03XX5D02	24.8	10.3	78	93	0.99	I
HV-FD 800Lm 4000K Triac dim	F12A03XX5E02	13.7	F12A03XX5F02	24.8	10.1	79	93	0.99	I
HV-FD 800Lm 2200-3000K Triac dim	F12A03XX5G02	13.7	F12A03XX5H02	24.8	10.3	78	93	0.99	I

Description Fido 98	24°		60°		80°		W per lamp	Lm/W	CRI (typ.)	Pf	Safety class
	Item code	UGR	Item code	UGR	Item code	UGR					
LV-HE 1650Lm 2700K CRI82 No dim	F13A03XX4K02	22.0	F13A03XX4L02	22.9	F13A03XX4M02	27.3	12.9	128	82	0.93	II
LV-HE 1650Lm 2700K CRI82 Dali	F13A03XX4B02	22.0	F13A03XX4E02	22.9	F13A03XX4H02	27.3	12.9	128	82	0.95	II
LV-HE 1725Lm 3000K CRI82 No dim	F13B03XX4K02	22.2	F13B03XX4L02	23.0	F13B03XX4M02	27.5	12.9	134	82	0.93	II
LV-HE 1725Lm 3000K CRI82 Dali	F13B03XX4B02	22.2	F13B03XX4E02	23.0	F13B03XX4H02	27.5	12.9	134	82	0.95	II
LV-HE 1750Lm 4000K CRI82 No dim	F13E03XX4K02	22.2	F13E03XX4L02	23.1	F13E03XX4M02	27.5	12.9	136	82	0.93	II
LV-HE 1750Lm 4000K CRI82 Dali	F13E03XX4B02	22.2	F13E03XX4E02	23.1	F13E03XX4H02	27.5	12.9	136	82	0.95	II
LV 1150Lm 2700K CRI97 No dim	F15A03XX4K02	20.8	F15A03XX4L02	21.6	F15A03XX4M02	26.1	13.8	83	97	0.93	II
LV 1150Lm 2700K CRI97 Dali	F15A03XX4B02	20.8	F15A03XX4E02	21.6	F15A03XX4H02	26.1	13.8	83	97	0.95	II
LV 1250Lm 3000K CRI97 No dim	F15B03XX4K02	21.1	F15B03XX4L02	21.9	F15B03XX4M02	26.4	13.8	91	97	0.93	II
LV 1250Lm 3000K CRI97 Dali	F15B03XX4B02	21.1	F15B03XX4E02	21.9	F15B03XX4H02	26.4	13.8	91	97	0.95	II
LV 1350Lm 4000K CRI97 No dim	F15G03XX4K02	21.3	F15G03XX4L02	22.2	F15G03XX4M02	26.6	13.8	98	97	0.93	II
LV 1350Lm 4000K CRI97 Dali	F15G03XX4B02	21.3	F15G03XX4E02	22.2	F15G03XX4H02	26.6	13.8	98	97	0.95	II
LV 1250Lm 1800-3000K CRI97 Dali	F15E03XX4B02	21.1	F15E03XX4E02	21.9	F15E03XX4H02	26.4	13.8	91	97	0.95	II
LV-TW 1250Lm 2700-6500K CRI85/94 Dali	-	-	F16A03XX4W02	21.9	F16A03XX4Y02	26.4	11.4	110	85/94	0.90	II

LV versions also available with: Triac dim Casambi 1-10V & Push Check our datasheets, pricelist or website for all available versions

All values are measured at 230V (+/- 7%). See page 188-189 for the HV-FD dimmerlist.







 ø 104 mm

COLOURS



Matt black
RAL 9005



Matt white
RAL 9016



Housing/ Reflector ring	Item code	Housing/ Reflector ring	Item code
White/Gold	XX=61	Black/Gold	XX=71
White/Black	XX=62	Black/Black	XX=72
White/White	XX=65	Black/White	XX=76

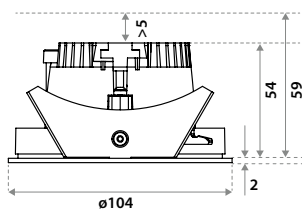
SPRINGS



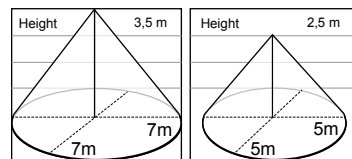
Standard with CS springs
(concrete/gyproc). Also
available as above with
WS springs (gyproc/
metal).

SensorFido 98

DIMENSIONS



DETECTION AREA



SPECIFICATIONS

Beam angle (FWHM)	80°
Fixture material	Housing: Die cast aluminium Reflector glass: Polycarbonate
Environment	Indoor
IP rate	IP44
IK rate	IK03
Operating temperature (T _a)	-20°C / +30°C
Safety marks	EN60598 / EN62031 / EN62471
EMC compliance	EN55015
Colour consistency (SDCM)	MacAdam step 3
Warranty	7 years
Detection range	120°
Turn-on time	200 ms
Inrush current	0 mA (max. 220 pcs. per type B16 Amp)
Surge protection	L-N > 1kV; L-E, N-E > 2kV
Audible noise	21 dB
Time setting	4 min. (cannot be changed)

This luminaire contains built-in LED lamps.

There are no exchangeable parts inside the luminaire.

EU 874/2012



Using CS springs: Ø 98 mm.
Thickness ceiling 5-59 mm
& recess depth 59 mm.



Using WS springs: Ø 98 mm.
Thickness ceiling 1-50 mm
& recess depth 59 mm.

IP20

Only when the product is installed in a closed ceiling may it be exposed to water splashes, and only on its front side.

IP44



Sensor luminaires turn on for 4 minutes after detecting movement.




57C CREE

ITEM SPECIFICATIONS See pricelist 2025 page 58

Description	Item code	Extra	Input	W per lamp	Lm/W	CRI (typ.)	UGR	Pf	Safety class
SensorFido 98 HV 600 Lm 3000K 80°	F12S03XX5D02	Incl. 3P conn.box	220-240V	15.0	40	83	23.8	0.99	I
SensorFido 98 HV 600 Lm 4000K 80°	F12S03XX5F02	Incl. 3P conn.box	220-240V	15.0	40	83	23.8	0.99	I

All values are measured at 230V (+/- 7%).





↔
ø 116 mm

BEAM ANGLE



Reflector
LV: 24° / 60°
LV-TW: 60°



Lens
HV-FD: 40°



Diffuser
HV-FD: 80°
LV: 80°
LV-TW 80°


COLOURS



Matt black
RAL 9005



Matt white
RAL 9016



Housing/ Reflector ring	Item code	Housing/ Reflector ring	Item code
White/Gold	XX=61	Black/Gold	XX=71
White/Black	XX=62	Black/Black	XX=72
White/White	XX=65	Black/White	XX=76

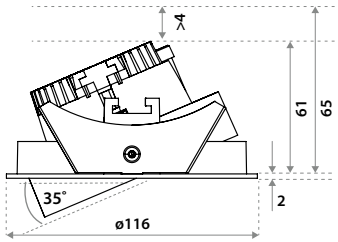
SPRINGS



Standard with CS springs
(concrete/gyproc). Also
available as above with
WS springs (gyproc/
metal).

Fido 108

DIMENSIONS



SPECIFICATIONS

Beam angle (FWHM)	See the item specifications below
Fixture material	Housing: Die cast aluminium Reflector glass: Polycarbonate
Environment	Indoor
IP rate	IP20
IK rate	IK03
Operating temperature (Ta)	-20°C / +45°C
Safety marks	EN60598 / EN62031 / EN62471
EMC compliance	EN55015
Colour consistency (SDCM)	MacAdam step 3
Warranty	7 years

This luminaire contains built-in LED lamps.
There are no exchangeable parts inside the luminaire.
EU 874/2012

CHOOSE YOUR LV LUMEN OUTPUT

CRI82 standard	mA	W per lamp	Lumen Output			Lumen / Watt		
			2700K	3000K	4000K	2700K	3000K	4000K
Special request	125	4.5	625	650	675	140	145	151
Special request	250	9.1	1225	1250	1275	135	138	140
Special request	350	12.9	1650	1725	1750	128	134	136

CRI97 standard	mA	W per lamp	Lumen Output			Lumen / Watt		
			2700K	3000K	4000K	2700K	3000K	4000K
Special request	125	5.0	475	500	525	95	100	105
Special request	250	9.8	850	900	1000	87	92	102
Standard	350	13.8	1150	1250	1350	83	91	98



Using CS springs: Ø 108 mm.
Thickness ceiling 5-65 mm
& recess depth 65 mm.



Using WS springs. Ø 108 mm.
Thickness ceiling 1-30 mm
& recess depth 65 mm.

For soft ceiling tiles we recommend using a wooden plate or a ceiling ring on the reverse side of the tile.



ITEM SPECIFICATIONS

See pricelist 2025 page 37

Description Fido 108	40°		80°		W per lamp	Lm/W	CRI (typ.)	Pf	Safety class
	Item code	UGR	Item code	UGR					
HV-FD 800Lm 2700K Triac dim	F22B03XX5A02	13.7	F22B03XX5B02	24.8	10.5	76	93	0.99	I
HV-FD 800Lm 3000K Triac dim	F22B03XX5C02	13.7	F22B03XX5D02	24.8	10.3	78	93	0.99	I
HV-FD 800Lm 4000K Triac dim	F22B03XX5E02	13.7	F22B03XX5F02	24.8	10.1	79	93	0.99	I
HV-FD 800Lm 2200-3000K Triac dim	F22B03XX5G02	13.7	F22B03XX5H02	24.8	10.3	78	93	0.99	I

Description Fido 108	24°		60°		80°		W per lamp	Lm/W	CRI (typ.)	Pf	Safety class
	Item code	UGR	Item code	UGR	Item code	UGR					
LV-HE 1650Lm 2700K CRI82 No dim	F23C03XX4K02	24.1	F23C03XX4L02	24.9	F23C03XX4M02	29.4	12.9	128	82	0.93	II
LV-HE 1650Lm 2700K CRI82 Dali	F23C03XX4B02	24.1	F23C03XX4E02	24.9	F23C03XX4H02	29.4	12.9	128	82	0.95	II
LV-HE 1725Lm 3000K CRI82 No dim	F23D03XX4K02	24.2	F23D03XX4L02	25.1	F23D03XX4M02	29.6	12.9	134	82	0.93	II
LV-HE 1725Lm 3000K CRI82 Dali	F23D03XX4B02	24.2	F23D03XX4E02	25.1	F23D03XX4H02	29.6	12.9	134	82	0.95	II
LV-HE 1750Lm 4000K CRI82 No dim	F23F03XX4K02	24.3	F23F03XX4L02	25.2	F23F03XX4M02	29.6	12.9	136	82	0.93	II
LV-HE 1750Lm 4000K CRI82 Dali	F23F03XX4B02	24.3	F23F03XX4E02	25.2	F23F03XX4H02	29.6	12.9	136	82	0.95	II
LV 1150Lm 2700K CRI97 No dim	F25C03XX4K02	20.8	F25C03XX4L02	21.6	F25C03XX4M02	26.1	13.8	83	97	0.93	II
LV 1150Lm 2700K CRI97 Dali	F25C03XX4B02	20.8	F25C03XX4E02	21.6	F25C03XX4H02	26.1	13.8	83	97	0.95	II
LV 1250Lm 3000K CRI97 No dim	F25D03XX4K02	21.1	F25D03XX4L02	21.9	F25D03XX4M02	26.4	13.8	91	97	0.93	II
LV 1250Lm 3000K CRI97 Dali	F25D03XX4B02	21.1	F25D03XX4E02	21.9	F25D03XX4H02	26.4	13.8	91	97	0.95	II
LV 1350Lm 4000K CRI97 No dim	F25H03XX4K02	21.3	F25H03XX4L02	22.2	F25H03XX4M02	26.6	13.8	98	97	0.93	II
LV 1350Lm 4000K CRI97 Dali	F25H03XX4B02	21.3	F25H03XX4E02	22.2	F25H03XX4H02	26.6	13.8	98	97	0.95	II
LV 1250Lm 1800-3000K CRI97 Dali	F25F03XX4B02	21.1	F25F03XX4E02	21.9	F25F03XX4H02	26.4	13.8	91	97	0.95	II
LV-TW 1250Lm 2700-6500K CRI85/94 Dali	-	-	F26B03XX4W02	21.9	F26B03XX4Y02	26.4	11.4	110	85/94	0.90	II


LV versions also available with: Triac dim Casambi 1-10V & Push Check our datasheets, pricelist or website for all available versions

All values are measured at 230V (+/- 7%). See page 188-189 for the HV-FD dimmerlist.






BEAM ANGLE



Reflector
HV-FD: 40°



Diffuser
HV-FD: 80°


COLOURS



Matt black
RAL 9005



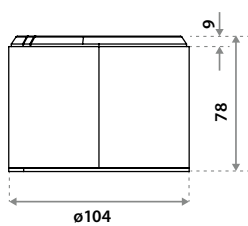
Matt white
RAL 9016



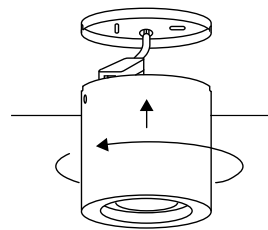
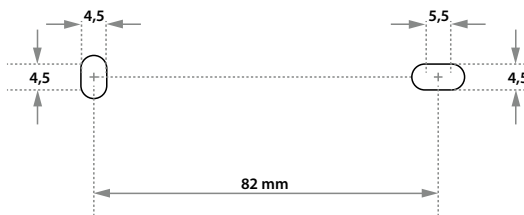
Housing/ Reflector ring	Item code	Housing/ Reflector ring	Item code
White/Gold	XX=61	Black/Gold	XX=71
White/Black	XX=62	Black/Black	XX=72
White/White	XX=65	Black/White	XX=76

Fido CL 105

DIMENSIONS



FIXATION DIMENSIONS



SPECIFICATIONS

Beam angle (FWHM)	40° / 80°
Fixture material	Housing: Die cast aluminium Reflector glass: Polycarbonate
Environment	Indoor
IP rate	IP20
IK rate	IK03
Operating temperature (Ta)	-20°C / +45°C
Safety marks	EN60598 / EN62031 / EN62471
EMC compliance	EN55015
Colour consistency (SDCM)	MacAdam step 3
Warranty	7 years

This luminaire contains built-in LED lamps.
There are no exchangeable parts inside the luminaire.
EU 874/2012

IP20




ITEM SPECIFICATIONS See pricelist 2025 page 60

Description	40°		80°		W per lamp	Lm/W	CRI (typ.)	Pf	Safety class
	Item code	UGR	Item code	UGR					
Fido CL 105 HV-FD 800Lm 2700K Triac dim	F32A03XX5A02	13.7	F32A03XX5B02	24.8	10.5	76	93	0.99	II
Fido CL 105 HV-FD 800Lm 3000K Triac dim	F32A03XX5C02	13.7	F32A03XX5D02	24.8	10.3	78	93	0.99	II
Fido CL 105 HV-FD 800Lm 4000K Triac dim	F32A03XX5E02	13.7	F32A03XX5F02	24.8	10.1	79	93	0.99	II
Fido CL 105 HV-FD 800Lm 2200-3000K Triac dim	F32A03XX5G02	13.7	F32A03XX5H02	24.8	10.3	78	93	0.99	II

All values are measured at 230V (+/- 7%).






COLOURS



Matt black
RAL 9005



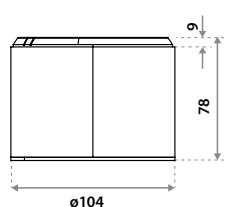
Matt white
RAL 9016



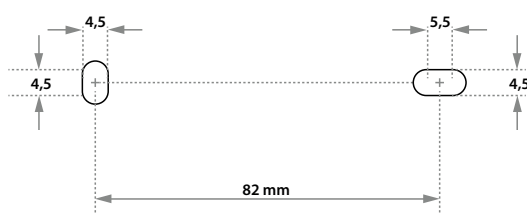
Housing/ Reflector ring	Item code	Housing/ Reflector ring	Item code
White/Gold	XX=61	Black/Gold	XX=71
White/Black	XX=62	Black/Black	XX=72
White/White	XX=65	Black/White	XX=76

SensorFido CL 105

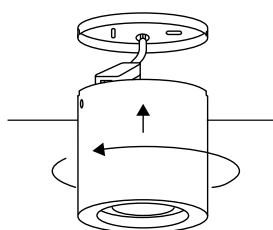
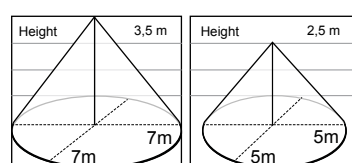
DIMENSIONS



FIXATION DIMENSIONS



DETECTION AREA



SPECIFICATIONS

Beam angle (FWHM)	80°
Fixture material	Housing: Die cast aluminium Reflector glass: Polycarbonate
Environment	Indoor
IP rate	IP20
IK rate	IK03
Operating temperature (Ta)	-20°C / +30°C
Safety marks	EN60598 / EN62031 / EN62471
EMC compliance	EN55015
Colour consistency (SDCM)	MacAdam step 3
Warranty	7 years
Detection range	120°
Turn-on time	200 ms
Inrush current	0 mA (max. 220 pcs. per type B16 Amp)
Surge protection	L-N > 1kV; L-E, N-E > 2kV
Audible noise	21 dB
Time setting	4 min. (cannot be changed)

This luminaire contains built-in LED lamps.

There are no exchangeable parts inside the luminaire.

EU 874/2012

IP20



Sensor luminaires turn on for 4 minutes after detecting movement.

MADE IN HOLLAND

7 YEAR WARRANTY

ECO

SHC CREE

ITEM SPECIFICATIONS

See pricelist 2025 page 59

Description	Item code	Input	W per lamp	Lm/W	CRI (typ.)	UGR	Pf	Safety class
SensorFido CL 105 HV 600 Lm 3000K 80°	F32S03XX5D02	220-240V	15.0	40	83	23.8	0.99	II
SensorFido CL 105 HV 600 Lm 4000K 80°	F32S03XX5F02	220-240V	15.0	40	83	23.8	0.99	II

All values are measured at 230V (+/- 7%).



FIDO SERIES


FIDO WL 105



BEAM ANGLE



Reflector
HV-FD: 40°



Diffuser
HV-FD: 80°

COLOURS



Matt black
RAL 9005



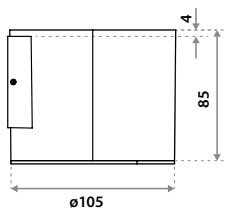
Matt white
RAL 9016



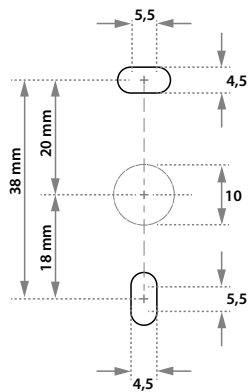
Housing/ Reflector ring	Item code	Housing/ Reflector ring	Item code
White/Gold	XX=61	Black/Gold	XX=71
White/Black	XX=62	Black/Black	XX=72
White/White	XX=65	Black/White	XX=76

Fido WL 105

DIMENSIONS



FIXATION DIMENSIONS



SPECIFICATIONS

Beam angle (FWHM)	40° / 80°
Fixture material	Housing: Die cast aluminium Reflector glass: Polycarbonate
Environment	Indoor
IP rate	IP20
IK rate	IK03
Operating temperature (Ta)	-20°C / +45°C
Safety marks	EN60598 / EN62031 / EN62471
EMC compliance	EN55015
Colour consistency (SDCM)	MacAdam step 3
Warranty	7 years

This luminaire contains built-in LED lamps.
There are no exchangeable parts inside the luminaire.
EU 874/2012

IP20



ITEM SPECIFICATIONS See pricelist 2025 page 63


Description	40°		80°		W per lamp	Lm/W	CRI (typ.)	Pf	Safety class
	Item code	UGR	Item code	UGR					
Fido WL 105 HV-FD 800Lm 2700K Triac dim	F42A03XX5A02	13.7	F42A03XX5B02	24.8	10.5	76	93	0.99	II
Fido WL 105 HV-FD 800Lm 3000K Triac dim	F42A03XX5C02	13.7	F42A03XX5D02	24.8	10.3	78	93	0.99	II
Fido WL 105 HV-FD 800Lm 4000K Triac dim	F42A03XX5E02	13.7	F42A03XX5F02	24.8	10.1	79	93	0.99	II
Fido WL 105 HV-FD 800Lm 2200-3000K Triac dim	F42A03XX5G02	13.7	F42A03XX5H02	24.8	10.3	78	93	0.99	II

All values are measured at 230V (+/- 7%).





Toilet
SensorStrada 75
600 Lm



Achieve pure
elegance with the
IP65 downlights










Corridor
Vector CL 235
2525 Lm 3000K

See page 18

STRADA 35




COLOURS



Matt black
RAL 9005



Matt white
RAL 9016



Housing/ Reflector ring	Item code	Housing/ Reflector ring	Item code
White/Gold	XX=61	Black/Gold	XX=71
White/Silver	XX=63	Black/Silver	XX=74
White/Black	XX=62	Black/Black	XX=72
White/White	XX=65	Black/White	XX=76

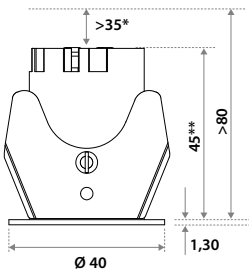
SPRINGS



Standard with CS springs (concrete/gyproc). Also available as above with WS springs (gyproc/metal).


Strada 35

DIMENSIONS




- * This distance is necessary because of the height of the connection box (80 mm). For purely heat reasons just 5 mm is sufficient.
- ** For WS springs this dimension is 60 mm

Incl. PSU No dim (100-240V)



Incl. conn.box (500mA)*

For installation to a central power supply.



SPECIFICATIONS

Beam angle (FWHM)	40° (65° FWTM)
Fixture material	Housing: Die cast aluminium Reflector glass: Polycarbonate
Environment	Indoor
IP rate	IP20 / IP44
IK rate	IK03
Operating temperature (Ta)	-20°C / +45°C
Safety marks	EN60598 / EN62031 / EN62471
EMC compliance	EN55015
Colour consistency (SDCM)	MacAdam step 3
Warranty	7 years



This luminaire contains built-in LED lamps.

There are no exchangeable parts inside the luminaire.

EU 874/2012

*See page 174 for more information about power supplies.



Using CS springs: Ø 35 mm.
Thickness ceiling 5-80 mm
& recess depth 80 mm.



Using WS springs: Ø 36 mm.
Thickness ceiling 1-50 mm
& recess depth 80 mm.

Only when the product is installed in a closed ceiling may it be exposed to water splashes, and only on its front side.



ITEM SPECIFICATIONS

See pricelist 2025 page 6

Description	Item code	Input	Vf	W per lamp	Lm/W	CRI (typ.)	UGR	Pf	Safety class
Strada 35 LV 475Lm 2700K No dim	851903XX0102	100-240V	x	6.6	72	82	15.0	0.6	II
Strada 35 LV 500Lm 3000K No dim	851903XX7202	100-240V	x	6.6	76	82	15.2	0.6	II
Strada 35 LV 525Lm 4000K No dim	851903XX0202	100-240V	x	6.6	80	82	15.4	0.6	II
Strada 35 LVC 500mA 475Lm 2700K Dim	851903XX01E2	500mA	11.9	5.7	83	82	15.0	x	III
Strada 35 LVC 500mA 500Lm 3000K Dim	851903XX72E2	500mA	11.9	5.7	88	82	15.2	x	III
Strada 35 LVC 500mA 525Lm 4000K Dim	851903XX02E2	500mA	11.9	5.7	92	82	15.4	x	III

All values are measured at 230V (+/- 7%).



STRADA 50




COLOURS



Matt black
RAL 9005



Matt white
RAL 9016



Housing/ Reflector ring	Item code	Housing/ Reflector ring	Item code
White/Gold	XX=61	Black/Gold	XX=71
White/Silver	XX=63	Black/Silver	XX=74
White/Black	XX=62	Black/Black	XX=72
White/White	XX=65	Black/White	XX=76

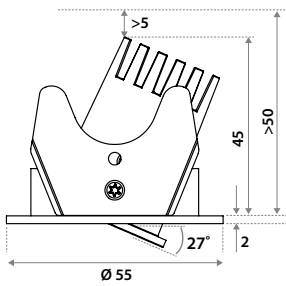
SPRINGS



Standard with CS springs
(concrete/gyproc). Also
available as above with
WS springs (gyproc/
metal).

Strada 50

DIMENSIONS




Incl. PSU (220-240V)

PSU TCI I27042 Triac dim 102x38x21 mm
 PSU TCI I27576 Dali 147x44x22 mm



Incl. conn.box (500mA)*

For installation to a central power supply.



SPECIFICATIONS

Beam angle (FWHM)	40° (65° FWTM)
Fixture material	Housing: Die cast aluminium Reflector glass: Polycarbonate
Environment	Indoor
IP rate	IP20
IK rate	IK03
Operating temperature (Ta)	-20°C / +45°C
Safety marks	EN60598 / EN62031 / EN62471
EMC compliance	EN55015
Colour consistency (SDCM)	MacAdam step 3
Warranty	7 years

This luminaire contains built-in LED lamps.

There are no exchangeable parts inside the luminaire.

EU 874/2012

*See page 174 for more information about power supplies.



Using CS springs: Ø 50 mm.
 Thickness ceiling 5-50 mm
 & recess depth 50 mm.



Using WS springs: Ø 50 mm.
 Thickness ceiling 1-20 mm
 & recess depth 50 mm.



IP20

MADE IN HOLLAND

7 YEAR WARRANTY

ECO

UGR <16

ITEM SPECIFICATIONS

See pricelist 2025 page7

Description	Item code	Input	Vf	W per lamp	Lm/W	CRI (typ.)	UGR	Pf	Safety class
Strada 50 adj LV 475Lm 2700K Triac dim	851A03XX0102	220-240V	x	6.6	72	82	15.0	0.96	II
Strada 50 adj LV 500Lm 3000K Triac dim	851A03XX7202	220-240V	x	6.6	76	82	15.2	0.96	II
Strada 50 adj LV 525Lm 4000K Triac dim	851A03XX0202	220-240V	x	6.6	80	82	15.4	0.96	II
Strada 50 adj LV 475Lm 2700K Dali	851A03XXS402	220-240V	x	6.6	72	82	15.0	0.95	II
Strada 50 adj LV 500Lm 3000K Dali	851A03XXS502	220-240V	x	6.6	76	82	15.2	0.95	II
Strada 50 adj LV 525Lm 4000K Dali	851A03XXS602	220-240V	x	6.6	80	82	15.4	0.95	II
Strada 50 adj LVC 500mA 475Lm 2700K Dim	851A03XX01E2	500mA	11.9	5.7	83	82	15.0	x	III
Strada 50 adj LVC 500mA 500Lm 3000K Dim	851A03XX72E2	500mA	11.9	5.7	88	82	15.2	x	III
Strada 50 adj LVC 500mA 525Lm 4000K Dim	851A03XX02E2	500mA	11.9	5.7	92	82	15.4	x	III

All values are measured at 230V (+/- 7%).



NEW

New LV CRI82 versions available.



STRADA 68

∅ 80 mm

BEAM ANGLE



Reflector
LV: 24° / 60°



Diffuser
LV: 80°


COLOURS



Matt black
RAL 9005



Matt white
RAL 9016



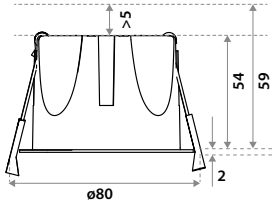
Housing/ Reflector ring	Item code	Housing/ Reflector ring	Item code
White/Gold	XX=61	Black/Gold	XX=71
White/Silver	XX=63	Black/Silver	XX=74
White/Black	XX=62	Black/Black	XX=72
White/White	XX=65	Black/White	XX=76

SPRINGS

Standard with WS springs (gyproc/metal). No other springs available.

Strada 68

DIMENSIONS



SPECIFICATIONS

Beam angle (FWHM)	See the item specifications below
Fixture material	Housing: Die cast aluminium Reflector glass: Polycarbonate
Environment	Indoor
IP rate	IP20 / IP44 and IP65
IK rate	IK03
Operating temperature (Ta)	-20°C / +45°C
Safety marks	EN60598 / EN62031 / EN62471
EMC compliance	EN55015
Colour consistency (SDCM)	MacAdam step 3
Warranty	7 years

This luminaire contains built-in LED lamps.
There are no exchangeable parts inside the luminaire.
EU 874/2012

CHOOSE YOUR LV LUMEN OUTPUT

CRI82 standard	mA	W per lamp	Lumen Output			Lumen / Watt		
			2700K	3000K	4000K	2700K	3000K	4000K
Special request	125	4.5	625	650	675	140	145	151
Special request	250	9.1	1225	1250	1275	135	138	140
Special request	350	12.9	1650	1725	1750	128	134	136

CRI97 standard	mA	W per lamp	Lumen Output			Lumen / Watt		
			2700K	3000K	4000K	2700K	3000K	4000K
Special request	125	5.0	475	500	525	95	100	105
Special request	250	9.8	850	900	1000	87	92	102
Standard	350	13.8	1150	1250	1350	83	91	98



Using WS springs: Ø 68 mm. Thickness ceiling 1-54 mm & recess depth 60 mm.

Only when the product is installed in a closed ceiling may it be exposed to water splashes, and only on its front side.



eldoLED
CASAMBI

ITEM SPECIFICATIONS

See pricelist 2025 page 14

Description Strada 68	24°		60°		80°		W per lamp	Lm/W	CRI (typ.)	Pf	Safety class
	Item code	UGR	Item code	UGR	Item code	UGR					
LV-HE 1650Lm 2700K CRI82 No dim	85SH03XX9K02	24.1	85SH03XX9L02	24.9	85SH03XX9M02	29.4	12.9	128	82	0.93	II
LV-HE 1650Lm 2700K CRI82 Dali	85SH03XX9B02	24.1	85SH03XX9E02	24.9	85SH03XX9H02	29.4	12.9	128	82	0.95	II
LV-HE 1725Lm 3000K CRI82 No dim	85SJ03XX9K02	24.2	85SJ03XX9L02	25.1	85SJ03XX9M02	29.6	12.9	134	82	0.93	II
LV-HE 1725 Lm 3000K CRI82 Dali	85SJ03XX9B02	24.2	85SJ03XX9E02	25.1	85SJ03XX9H02	29.6	12.9	134	82	0.95	II
LV-HE 1750Lm 4000K CRI82 No dim	85SK03XX9K02	24.3	85SK03XX9L02	25.2	85SK03XX9M02	29.6	12.9	136	82	0.93	II
LV-HE 1750Lm 4000K CRI82 Dali	85SK03XX9B02	24.3	85SK03XX9E02	25.2	85SK03XX9H02	29.6	12.9	136	82	0.95	II
LV 1150Lm 2700K CRI97 No dim	85RH03XX9K02	22.8	85RH03XX9L02	23.7	85RH03XX9M02	28.1	13.8	83	97	0.93	II
LV 1150Lm 2700K CRI97 Dali	85RH03XX9B02	22.8	85RH03XX9E02	23.7	85RH03XX9H02	28.1	13.8	83	97	0.95	II
LV 1250Lm 3000K CRI97 No dim	85RJ03XX9K02	23.1	85RJ03XX9L02	24.0	85RJ03XX9M02	28.4	13.8	91	97	0.93	II
LV 1250Lm 3000K CRI97 Dali	85RJ03XX9B02	23.1	85RJ03XX9E02	24.0	85RJ03XX9H02	28.4	13.8	91	97	0.95	II
LV 1350Lm 4000K CRI97 No dim	85RK03XX9K02	23.4	85RK03XX9L02	24.2	85RK03XX9M02	28.7	13.8	98	97	0.93	II
LV 1350Lm 4000K CRI97 Dali	85RK03XX9B02	23.4	85RK03XX9E02	24.2	85RK03XX9H02	28.7	13.8	98	97	0.95	II
LV 1250Lm 1800-3000K CRI97 Dali	85RL03XX9B02	23.1	85RL03XX9E02	24.0	85RL03XX9H02	28.4	13.8	91	97	0.95	II

LV versions also available with: Triac dim Casambi 1-10V & Push Check our datasheets, pricelist or website for all available versions

Description Strada 68	24°		60°		80°		W per lamp	Lm/W	CRI (typ.)	Pf	Safety class
	Item code	UGR	Item code	UGR	Item code	UGR					
LV-HE 1650Lm 2700K CRI82 No dim	85SN03XX9K02	24.1	85SN03XX9L02	24.9	85SN03XX9M02	29.4	12.9	128	82	0.93	II
LV-HE 1650Lm 2700K CRI82 Dali	85SN03XX9B02	24.1	85SN03XX9E02	24.9	85SN03XX9H02	29.4	12.9	128	82	0.95	II
LV-HE 1725Lm 3000K CRI82 No dim	85SP03XX9K02	24.2	85SP03XX9L02	25.1	85SP03XX9M02	29.6	12.9	134	82	0.93	II
LV-HE 1725 Lm 3000K CRI82 Dali	85SP03XX9B02	24.2	85SP03XX9E02	25.1	85SP03XX9H02	29.6	12.9	134	82	0.95	II
LV-HE 1750Lm 4000K CRI82 No dim	85SQ03XX9K02	24.3	85SQ03XX9L02	25.2	85SQ03XX9M02	29.6	12.9	136	82	0.93	II
LV-HE 1750Lm 4000K CRI82 Dali	85SQ03XX9B02	24.3	85SQ03XX9E02	25.2	85SQ03XX9H02	29.6	12.9	136	82	0.95	II
LV 1150Lm 2700K CRI97 No dim	85RN03XX9K02	22.8	85RN03XX9L02	23.7	85RN03XX9M02	28.1	13.8	83	97	0.93	II
LV 1150Lm 2700K CRI97 Dali	85RN03XX9B02	22.8	85RN03XX9E02	23.7	85RN03XX9H02	28.1	13.8	83	97	0.95	II
LV 1250Lm 3000K CRI97 No dim	85RP03XX9K02	23.1	85RP03XX9L02	24.0	85RP03XX9M02	28.4	13.8	91	97	0.93	II
LV 1250Lm 3000K CRI97 Dali	85RP03XX9B02	23.1	85RP03XX9E02	24.0	85RP03XX9H02	28.4	13.8	91	97	0.95	II
LV 1350Lm 4000K CRI97 No dim	85RQ03XX9K02	23.4	85RQ03XX9L02	24.2	85RQ03XX9M02	28.7	13.8	98	97	0.93	II
LV 1350Lm 4000K CRI97 Dali	85RQ03XX9B02	23.4	85RQ03XX9E02	24.2	85RQ03XX9H02	28.7	13.8	98	97	0.95	II
LV 1250Lm 1800-3000K CRI97 Dali	85RR03XX9B02	23.1	85RR03XX9E02	24.0	85RR03XX9H02	28.4	13.8	91	97	0.95	II

All values are measured at 230V (+/- 7%).



NEW

New LV CRI82 versions available.




SMALL RIM

↔
ø 81 mm

BEAM ANGLE



Reflector
LV: 24° / 60°
LV-TW: 60°



Lens
HV-FD: 40°



Diffuser
HV-FD: 80°
LV: 80°
LV-TW 80°


COLOURS



Matt black
RAL 9005



Matt white
RAL 9016



Housing/ Reflector ring	Item code	Housing/ Reflector ring	Item code
White/Gold	XX=61	Black/Gold	XX=71
White/Silver	XX=63	Black/Silver	XX=74
White/Black	XX=62	Black/Black	XX=72
White/White	XX=65	Black/White	XX=76

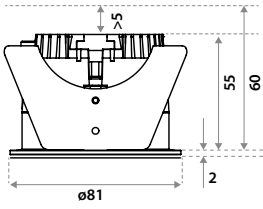
SPRINGS



Standard with CS springs (concrete/gyproc). Also available as above with WS springs (gyproc/metal).

Strada 75

DIMENSIONS



SPECIFICATIONS

Beam angle (FWHM)	See the item specifications below
Fixture material	Housing: Die cast aluminium Reflector glass: Polycarbonate
Environment	Indoor
IP rate	IP20 / IP44
IK rate	IK03
Operating temperature (Ta)	-20°C / +45°C
Safety marks	EN60598 / EN62031 / EN62471
EMC compliance	EN55015
Colour consistency (SDCM)	MacAdam step 3
Warranty	7 years

This luminaire contains built-in LED lamps.

There are no exchangeable parts inside the luminaire.

EU 874/2012

CHOOSE YOUR LV LUMEN OUTPUT

CRI82 standard	mA	W per lamp	Lumen Output			Lumen / Watt		
			2700K	3000K	4000K	2700K	3000K	4000K
Special request	125	4.5	625	650	675	140	145	151
Special request	250	9.1	1225	1250	1275	135	138	140
Special request	350	12.9	1650	1725	1750	128	134	136

CRI97 standard	mA	W per lamp	Lumen Output			Lumen / Watt		
			2700K	3000K	4000K	2700K	3000K	4000K
Special request	125	5.0	475	500	525	95	100	105
Special request	250	9.8	850	900	1000	87	92	102
Standard	350	13.8	1150	1250	1350	83	91	98



Using CS springs: Ø 75 mm.
Thickness ceiling 5-60 mm
& recess depth 60 mm.



Using WS springs. Ø 77 mm.
Thickness ceiling 1-55 mm
& recess depth 60 mm.

Only when the product is installed in a closed ceiling may it be exposed to water splashes, and only on its front side.



eldoLED bhc ETE TCI bridgeLux
CASAMBI LUMILEDS KGP

ITEM SPECIFICATIONS

See pricelist 2025 page 16

Description Strada 75	40°		80°		W per lamp	Lm/W	CRI (typ.)	Pf	Safety class
	Item code	UGR	Item code	UGR					
HV-FD 800Lm 2700K Triac dim	852A03XX5A02	15.7	852A03XX5B02	26.9	10.5	76	93	0.99	I
HV-FD 800Lm 3000K Triac dim	852A03XX5C02	15.7	852A03XX5D02	26.9	10.3	78	93	0.99	I
HV-FD 800Lm 4000K Triac dim	852A03XX5E02	15.7	852A03XX5F02	26.9	10.1	79	93	0.99	I
HV-FD 800Lm 2200-3000K Triac dim	852A03XX5G02	15.7	852A03XX5H02	26.9	10.3	78	93	0.99	I

Description Strada 75	24°		60°		80°		W per lamp	Lm/W	CRI (typ.)	Pf	Safety class
	Item code	UGR	Item code	UGR	Item code	UGR					
LV-HE 1650Lm 2700K CRI82 No dim	853A03XX4K02	24.1	853A03XX4L02	24.9	853A03XX4M02	29.4	12.9	128	82	0.93	II
LV-HE 1650Lm 2700K CRI82 Dali	853A03XX4B02	24.1	853A03XX4E02	24.9	853A03XX4H02	29.4	12.9	128	82	0.95	II
LV-HE 1725Lm 3000K CRI82 No dim	853B03XX4K02	24.2	853B03XX4L02	25.1	853B03XX4M02	29.6	12.9	134	82	0.93	II
LV-HE 1725Lm 3000K CRI82 Dali	853B03XX4B02	24.2	853B03XX4E02	25.1	853B03XX4H02	29.6	12.9	134	82	0.95	II
LV-HE 1750Lm 4000K CRI82 No dim	853E03XX4K02	24.3	853E03XX4L02	25.2	853E03XX4M02	29.6	12.9	136	82	0.93	II
LV-HE 1750Lm 4000K CRI82 Dali	853E03XX4B02	24.3	853E03XX4E02	25.2	853E03XX4H02	29.6	12.9	136	82	0.95	II
LV 1150Lm 2700K CRI97 No dim	855A03XX4K02	22.8	855A03XX4L02	23.7	855A03XX4M02	28.1	13.8	83	97	0.93	II
LV 1150Lm 2700K CRI97 Dali	855A03XX4B02	22.8	855A03XX4E02	23.7	855A03XX4H02	28.1	13.8	83	97	0.95	II
LV 1250Lm 3000K CRI97 No dim	855B03XX4K02	23.1	855B03XX4L02	24.0	855B03XX4M02	28.4	13.8	91	97	0.93	II
LV 1250Lm 3000K CRI97 Dali	855B03XX4B02	23.1	855B03XX4E02	24.0	855B03XX4H02	28.4	13.8	91	97	0.95	II
LV 1350Lm 4000K CRI97 No dim	855G03XX4K02	23.4	855G03XX4L02	24.2	855G03XX4M02	28.7	13.8	98	97	0.93	II
LV 1350Lm 4000K CRI97 Dali	855G03XX4B02	23.4	855G03XX4E02	24.2	855G03XX4H02	28.7	13.8	98	97	0.95	II
LV 1250Lm 1800-3000K CRI97 Dali	855E03XX4B02	23.1	855E03XX4E02	24.0	855E03XX4H02	28.4	13.8	91	97	0.95	II
LV-TW 1250Lm 2700-6500K CRI85/94 Dali	-	-	856A03XX4W02	24.0	856A03XX4Y02	28.4	11.4	110	85/94	0.90	II

LV versions also available with: Triac dim Casambi 1-10V & Push Check our datasheets, pricelist or website for all available versions

All values are measured at 230V (+/- 7%). See page 188-189 for the HV-FD dimmerlist.



See page 46

SENSORSTRADA 75



SMALL RIM

DRIVERLESS
220-240V

← →
ø 81 mm


COLOURS



Matt black
RAL 9005



Matt white
RAL 9016



Housing/ Reflector ring	Item code	Housing/ Reflector ring	Item code
White/Gold	XX=61	Black/Gold	XX=71
White/Silver	XX=63	Black/Silver	XX=74
White/Black	XX=62	Black/Black	XX=72
White/White	XX=65	Black/White	XX=76

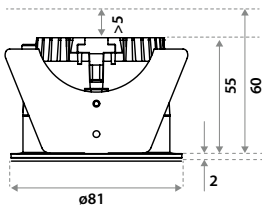
SPRINGS



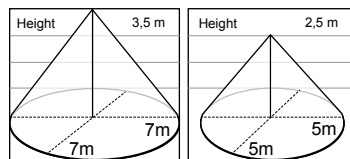
Standard with CS springs (concrete/gyproc). Also available as above with WS springs (gyproc/metal).

SensorStrada 75

DIMENSIONS



DETECTION AREA



SPECIFICATIONS

Beam angle (FWHM)	80°
Fixture material	Housing: Die cast aluminium Reflector glass: Polycarbonate
Environment	Indoor
IP rate	IP44
IK rate	IK03
Operating temperature (T _a)	-20°C / +30°C
Safety marks	EN60598 / EN62031 / EN62471
EMC compliance	EN55015
Colour consistency (SDCM)	MacAdam step 3
Warranty	7 years
Detection range	120°
Turn-on time	200 ms
Inrush current	0 mA (max. 220 pcs. per type B16 Amp)
Surge protection	L-N > 1kV; L-E, N-E > 2kV
Audible noise	21 dB
Time setting	4 min. (cannot be changed)

This luminaire contains built-in LED lamps.

There are no exchangeable parts inside the luminaire.

EU 874/2012



Using CS springs: Ø 75 mm.
Thickness ceiling 5-60 mm
& recess depth 60 mm.



Using WS springs: Ø 77 mm.
Thickness ceiling 1-55 mm
& recess depth 60 mm.

IP20

Only when the product is installed in a closed ceiling may it be exposed to water splashes, and only on its front side.

IP44



Sensor luminaires turn on for 4 minutes after detecting movement.



b7c **bridgelux.**

ITEM SPECIFICATIONS See pricelist 2025 page 58


Description	Item code	Extra	Input	W per lamp	Lm/W	CRI (typ.)	UGR	Pf	Safety class
SensorStrada 75 HV 600 Lm 3000K 80°	852S03XX5D02	Incl. 3P conn.box	220-240V	15.0	40	83	25.9	0.99	I
SensorStrada 75 HV 600 Lm 4000K 80°	852S03XX5F02	Incl. 3P conn.box	220-240V	15.0	40	83	25.9	0.99	I

All values are measured at 230V (+/- 7%).





New LV CRI82 versions available.




∅ 105 mm

STRADA 90

BEAM ANGLE



Reflector
LV: 24° / 60°
LV-TW: 60°



Lens
HV-FD: 40°



Diffuser
HV-FD: 80°
LV: 80°
LV-TW 80°

COLOURS



Matt black
RAL 9005



Matt white
RAL 9016



61

63

62

65



71

74

72

76

Housing/ Reflector ring	Item code	Housing/ Reflector ring	Item code
White/Gold	XX=61	Black/Gold	XX=71
White/Silver	XX=63	Black/Silver	XX=74
White/Black	XX=62	Black/Black	XX=72
White/White	XX=65	Black/White	XX=76

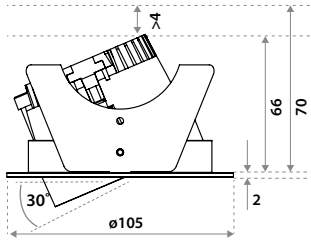
SPRINGS



Standard with CS springs (concrete/gyproc). Also available as above with WS springs (gyproc/metal).

Strada 90

DIMENSIONS



SPECIFICATIONS

Beam angle (FWHM)	See the item specifications below
Fixture material	Housing: Die cast aluminium Reflector glass: Polycarbonate
Environment	Indoor
IP rate	IP20
IK rate	IK03
Operating temperature (Ta)	-20°C / +45°C
Safety marks	EN60598 / EN62031 / EN62471
EMC compliance	EN55015
Colour consistency (SDCM)	MacAdam step 3
Warranty	7 years

This luminaire contains built-in LED lamps.
There are no exchangeable parts inside the luminaire.
EU 874/2012

CHOOSE YOUR LV LUMEN OUTPUT

CRI82 standard	mA	W per lamp	Lumen Output			Lumen / Watt		
			2700K	3000K	4000K	2700K	3000K	4000K
Special request	125	4.5	625	650	675	140	145	151
Special request	250	9.1	1225	1250	1275	135	138	140
Special request	350	12.9	1650	1725	1750	128	134	136

CRI97 standard	mA	W per lamp	Lumen Output			Lumen / Watt		
			2700K	3000K	4000K	2700K	3000K	4000K
Special request	125	5.0	475	500	525	95	100	105
Special request	250	9.8	850	900	1000	87	92	102
Standard	350	13.8	1150	1250	1350	83	91	98



Using CS springs: Ø 90 mm.
Thickness ceiling 5-70 mm
& recess depth 70 mm.



Using WS springs. Ø 92 mm.
Thickness ceiling 1-50 mm
& recess depth 70 mm.

For soft ceiling tiles we recommend using a wooden plate or a ceiling ring on the reverse side of the tile.



ITEM SPECIFICATIONS

See pricelist 2025 page 19

Description Strada 90	40°		80°		W per lamp	Lm/W	CRI (typ.)	Pf	Safety class
	Item code	UGR	Item code	UGR					
HV-FD 800Lm 2700K Triac dim	852B03XX5A02	15.7	852B03XX5B02	26.9	10.5	76	93	0.99	I
HV-FD 800Lm 3000K Triac dim	852B03XX5C02	15.7	852B03XX5D02	26.9	10.3	78	93	0.99	I
HV-FD 800Lm 4000K Triac dim	852B03XX5E02	15.7	852B03XX5F02	26.9	10.1	79	93	0.99	I
HV-FD 800Lm 2200-3000K Triac dim	852B03XX5G02	15.7	852B03XX5H02	26.9	10.3	78	93	0.99	I

Description Strada 90	24°		60°		80°		W per lamp	Lm/W	CRI (typ.)	Pf	Safety class
	Item code	UGR	Item code	UGR	Item code	UGR					
LV-HE 1650Lm 2700K CRI82 No dim	853C03XX4K02	24.1	853C03XX4L02	24.9	853C03XX4M02	29.4	12.9	128	82	0.93	II
LV-HE 1650Lm 2700K CRI82 Dali	853C03XX4B02	24.1	853C03XX4E02	24.9	853C03XX4H02	29.4	12.9	128	82	0.95	II
LV-HE 1725Lm 3000K CRI82 No dim	853D03XX4K02	24.2	853D03XX4L02	25.1	853D03XX4M02	29.6	12.9	134	82	0.93	II
LV-HE 1725Lm 3000K CRI82 Dali	853D03XX4B02	24.2	853D03XX4E02	25.1	853D03XX4H02	29.6	12.9	134	82	0.95	II
LV-HE 1750Lm 4000K CRI82 No dim	853F03XX4K02	24.3	853F03XX4L02	25.2	853F03XX4M02	29.6	12.9	136	82	0.93	II
LV-HE 1750Lm 4000K CRI82 Dali	853F03XX4B02	24.3	853F03XX4E02	25.2	853F03XX4H02	29.6	12.9	136	82	0.95	II
LV 1150Lm 2700K CRI97 No dim	855C03XX4K02	22.8	855C03XX4L02	23.7	855C03XX4M02	28.1	13.8	83	97	0.93	II
LV 1150Lm 2700K CRI97 Dali	855C03XX4B02	22.8	855C03XX4E02	23.7	855C03XX4H02	28.1	13.8	83	97	0.95	II
LV 1250Lm 3000K CRI97 No dim	855D03XX4K02	23.1	855D03XX4L02	24.0	855D03XX4M02	28.4	13.8	91	97	0.93	II
LV 1250Lm 3000K CRI97 Dali	855D03XX4B02	23.1	855D03XX4E02	24.0	855D03XX4H02	28.4	13.8	91	97	0.95	II
LV 1350Lm 4000K CRI97 No dim	855H03XX4K02	23.4	855H03XX4L02	24.2	855H03XX4M02	28.7	13.8	98	97	0.93	II
LV 1350Lm 4000K CRI97 Dali	855H03XX4B02	23.4	855H03XX4E02	24.2	855H03XX4H02	28.7	13.8	98	97	0.95	II
LV 1250Lm 1800-3000K CRI97 Dali	855F03XX4B02	23.1	855F03XX4E02	24.0	855F03XX4H02	28.4	13.8	91	97	0.95	II
LV-TW 1250Lm 2700-6500K CRI85/94 Dali	-	-	856B03XX4W02	24.0	856B03XX4Y02	28.4	11.4	110	85/94	0.90	II

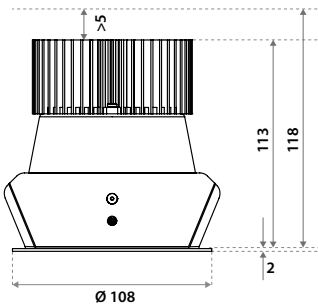
LV versions also available with: Triac dim Casambi 1-10V & Push Check our datasheets, pricelist or website for all available versions

All values are measured at 230V (+/- 7%). See page 188-189 for the HV-FD dimmerlist.



Strada 100

DIMENSIONS



CHOOSE YOUR LUMEN OUTPUT

	mA	W per lamp		Lumen Output			Lumen / Watt		
		CRI82	CRI97	CRI82	CRI82	CRI97	CRI82	CRI82	CRI97
		3000K	4000K	3000K	3000K	4000K	3000K		
Special request	250	9.2	9.4	1350	1400	800	147	152	85
Special request	350	13.1	13.2	1850	1900	1100	141	145	83
Special request	500	19.4	17.9	2525	2600	1450	130	134	81
Standard	700	27.9	27.0	3575	3650	2150	128	131	80
Standard	800	32.4	32.1	3825	4050	2500	118	125	78
Special request	900	36.8	35.5	4300	4500	2700	117	122	76
Special request	1050	43.7	41.7	4900	5100	3000	112	117	72
Standard	1200	51.2	50.5	5550	5800	3250 ¹	108	113	64
Special request	1400	x	57.2	x	x	3750 ²	x	x	66

SPECIFICATIONS

Beam angle (FWHM)	18° / 37° / 60° (On request 80°)
Fixture material	Die cast aluminium / Glass
Environment	Indoor
IP rate	IP20 / IP44
IK rate	IK09
Operating temperature (Ta)	-20°C / +45°C
Safety marks	EN60598 / EN62031 / EN62471
EMC compliance	EN55015
Colour consistency (SDCM)	MacAdam step 3
Warranty	7 years

IP20
IP44

Only when the product is installed in a closed ceiling may it be exposed to water splashes, and only on its front side.

This luminaire contains built-in LED lamps.
There are no exchangeable parts inside the luminaire.
EU 874/2012
Ask our sales department about the possibilities for:
- Tuneable white 2700-6500K.
- Extra High CRI LED options (see page 32)



Using CS springs: Ø 100 mm. Thickness ceiling 5-118 mm & recess depth 118 mm. For plasterboard ceilings or similar harder materials thicker than 9 mm.



Using WS springs: Ø 100 mm. Thickness 1-55 mm & recess depth 118 mm. For soft ceiling tiles. We recommend using a ceiling ring on the reverse side of the tile.




ITEM SPECIFICATIONS See pricelist 2025 page 51

Description Strada 100	18°		37°		60°		mA	W per lamp	Lm/W	CRI (typ.)	Pf	Safety class
	Item code	UGR	Item code	UGR	Item code	UGR						
LV-HE 3575Lm 3000K CRI82 No dim	85N003XXCA02	19.4	85N003XXCB02	18.9	85N003XXCC02	21.9	700	27.9	128	82	0.95	II
LV-HE 3575Lm 3000K CRI82 1-10V & Push	85N003XXNA02	19.4	85N003XXNB02	18.9	85N003XXNC02	21.9	700	27.9	128	82	0.95	II
LV-HE 3575Lm 3000K CRI82 Dali	85N003XXPA02	19.4	85N003XXPB02	18.9	85N003XXPC02	21.9	700	27.9	128	82	0.95	II
LV-HE 3650Lm 4000K CRI82 No dim	85N003XXCD02	19.4	85N003XXCE02	18.9	85N003XXCF02	22.0	700	27.9	131	82	0.95	II
LV-HE 3650Lm 4000K CRI82 1-10V & Push	85N003XXND02	19.4	85N003XXNE02	18.9	85N003XXNF02	22.0	700	27.9	131	82	0.95	II
LV-HE 3650Lm 4000K CRI82 Dali	85N003XXPD02	19.4	85N003XXPE02	18.9	85N003XXPF02	22.0	700	27.9	131	82	0.95	II
LV 2500Lm 3000K CRI97 No dim	852003XXCG02	18.1	852003XXCH02	17.6	852003XXCJ02	20.6	800	32.1	78	97	0.95	I
LV 2500Lm 3000K CRI97 1-10V & Push	852003XXNG02	18.1	852003XXNH02	17.6	852003XXNJ02	20.6	800	32.1	78	97	0.95	II
LV 2500Lm 3000K CRI97 Dali	852003XXPG02	18.1	852003XXPH02	17.6	852003XXPJ02	20.6	800	32.1	78	97	0.95	II
LV-HE 5550Lm 3000K CRI82 No dim	85N003XXCR02	20.9	85N003XXCS02	20.4	85N003XXCT02	23.4	1200	51.2	108	82	0.95	II
LV-HE 5550Lm 3000K CRI82 1-10V & Push	85N003XXNK02	20.9	85N003XXNL02	20.4	85N003XXNM02	23.4	1200	51.2	108	82	0.95	I
LV-HE 5550Lm 3000K CRI82 Dali	85N003XXPK02	20.9	85N003XXPL02	20.4	85N003XXPM02	23.4	1200	51.2	108	82	0.95	I
LV-HE 5800Lm 4000K CRI82 No dim	85N003XXCU02	21.1	85N003XXCV02	20.4	85N003XXCW02	23.6	1200	51.2	113	82	0.95	II
LV-HE 5800Lm 4000K CRI82 1-10V & Push	85N003XXNN02	21.1	85N003XXNP02	20.4	85N003XXNQ02	23.6	1200	51.2	113	82	0.95	I
LV-HE 5800Lm 4000K CRI82 Dali	85N003XXPN02	21.1	85N003XXPP02	20.4	85N003XXPQ02	23.6	1200	51.2	113	82	0.95	I
LV 3250Lm 3000K CRI97 No dim	852003XXFD02	19.0	852003XXFE02	18.5	852003XXFF02	21.6	1200	50.5	64	97	0.95	II
LV 3750Lm 3000K CRI97 1-10V & Push	852003XXNR02	19.5	852003XXNS02	19.0	852003XXNT02	22.1	1400	57.2	66	97	0.95	I
LV 3750Lm 3000K CRI97 Dali	852003XXPR02	19.5	852003XXPS02	19.0	852003XXPT02	22.1	1400	57.2	66	97	0.95	I

All values are measured at 230V (+/- 7%).





ø 170 mm

BEAM ANGLE



Reflector
LV: 45° / 65°



Diffuser
LV: 80° (On request)


COLOURS



Matt black
RAL 9005



Matt white
RAL 9016



Housing/ Reflector ring	Item code	Housing/ Reflector ring	Item code
White/Gold	XX=61	Black/Gold	XX=71
White/Silver	XX=63	Black/Silver	XX=74
White/Black	XX=62	Black/Black	XX=72
White/White	XX=65	Black/White	XX=76

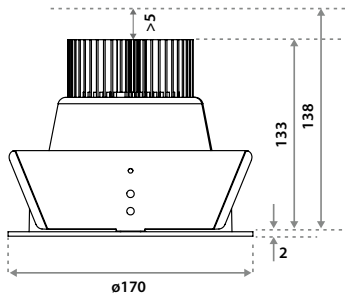
SPRINGS



Standard with CS springs
(concrete/gyproc). Also
available as above with
WS springs (gyproc/
metal).

Strada 150

DIMENSIONS



CHOOSE YOUR LUMEN OUTPUT

	mA	W per lamp		Lumen Output			Lumen / Watt		
		CRI82	CRI97	CRI82	CRI82	CRI97	CRI82	CRI82	CRI97
		3000K	4000K	3000K	4000K	3000K	3000K	4000K	3000K
Special request	250	9.2	9.4	1350	1400	800	147	152	85
Special request	350	13.1	13.2	1850	1900	1100	141	145	83
Special request	500	19.4	17.9	2525	2600	1450	130	134	81
Standard	700	27.9	27.0	3575	3650	2150	128	131	80
Standard	800	32.4	32.1	3825	4050	2500	118	125	78
Special request	900	36.8	35.5	4300	4500	2700	117	122	76
Special request	1050	43.7	41.7	4900	5100	3000	112	117	72
Standard	1200	51.2	50.5	5550	5800	3250 ¹	108	113	64
Special request	1400	x	57.2	x	x	3750 ²	x	x	66

¹ For large downlights CRI97 No dim. ² For large downlights CR97 1-10V and Dali.

SPECIFICATIONS

Beam angle (FWHM)	45° / 65° (On request 80°)
Fixture material	Die cast aluminium / Glass
Environment	Indoor
IP rate	IP20 / IP44
IK rate	IK09
Operating temperature (Ta)	-20°C / +45°C
Safety marks	EN60598 / EN62031 / EN62471
EMC compliance	EN55015
Colour consistency (SDCM)	MacAdam step 3
Warranty	7 years

This luminaire contains built-in LED lamps.

There are no exchangeable parts inside the luminaire.

EU 874/2012

Ask our sales department about the possibilities for:

- Tuneable white 2700-6500K.
- Extra High CRI LED options (see page 32)



IP20
Only when the product is installed in a closed ceiling may it be exposed to water splashes, and only on its front side.

IP44



Using CS springs. Ø 160 mm.

Thickness ceiling 5-138 mm & recess depth 138 mm. For plasterboard ceilings or similar harder materials.



Using WS springs: Ø 150-165 mm.

Thickness ceiling 1-35 mm & recess depth 138 mm. For soft ceiling tiles. We recommend using a ceiling ring on the reverse side of the tile.




TCIE LUMILEDS TE bridgelux KGP eldoLED

ITEM SPECIFICATIONS See pricelist 2025 page 52

Description Strada 150	45°		65°		mA	W per lamp	Lm/W	CRI (typ.)	Pf	Safety class
	Item code	UGR	Item code	UGR						
LV-HE 3575Lm 3000K CRI82 No dim	85N503XXJA02	16.9	85N503XXJB02	19.8	700	27.9	128	82	0.95	II
LV-HE 3575Lm 3000K CRI82 1-10V & Push	85N503XXN202	16.9	85N503XXN302	19.8	700	27.9	128	82	0.95	II
LV-HE 3575Lm 3000K CRI82 Dali	85N503XXP202	16.9	85N503XXP302	19.8	700	27.9	128	82	0.95	II
LV-HE 3650Lm 4000K CRI82 No dim	85N503XXJC02	17.0	85N503XXJD02	19.9	700	27.9	131	82	0.95	II
LV-HE 3650Lm 4000K CRI82 1-10V & Push	85N503XXN402	17.0	85N503XXN502	19.9	700	27.9	131	82	0.95	II
LV-HE 3650Lm 4000K CRI82 Dali	85N503XXP402	17.0	85N503XXP502	19.9	700	27.9	131	82	0.95	II
LV 2500Lm 3000K CRI97 No dim	850503XXCX02	15.7	850503XXCY02	18.5	800	32.1	78	97	0.95	I
LV 2500Lm 3000K CRI97 1-10V & Push	850503XXN002	15.7	850503XXN102	18.5	800	32.1	78	97	0.95	II
LV 2500Lm 3000K CRI97 Dali	850503XXP002	15.7	850503XXP102	18.5	800	32.1	78	97	0.95	II
LV-HE 5550Lm 3000K CRI82 No dim	85N503XXCK02	18.4	85N503XXCL02	21.3	1200	50.5	99	82	0.95	II
LV-HE 5550Lm 3000K CRI82 1-10V & Push	85N503XXNU02	18.4	85N503XXNV02	21.3	1200	50.5	99	82	0.95	I
LV-HE 5550Lm 3000K CRI82 Dali	85N503XXPU02	18.4	85N503XXPV02	21.3	1200	50.5	99	82	0.95	I
LV-HE 5800Lm 4000K CRI82 No dim	85N503XXCM02	18.6	85N503XXCN02	21.5	1200	50.5	113	82	0.95	II
LV-HE 5800Lm 4000K CRI82 1-10V & Push	85N503XXNW02	18.6	85N503XXNX02	21.5	1200	50.5	113	82	0.95	I
LV-HE 5800Lm 4000K CRI82 Dali	85N503XXPW02	18.6	85N503XXPX02	21.5	1200	50.5	113	82	0.95	I
LV 3250Lm 3000K CRI97 No dim	850503XXCP02	16.6	850503XXCQ02	19.4	1200	50.5	64	97	0.95	II
LV 3750Lm 3000K CRI97 1-10V & Push	850503XXNY02	17.1	850503XXNZ02	19.9	1400	57.2	66	97	0.95	I
LV 3750Lm 3000K CRI97 Dali	850503XXPY02	17.1	850503XXPZ02	19.9	1400	57.2	66	97	0.95	I


All values are measured at 230V (+/- 7%).





ø 103 mm

BEAM ANGLE



Lens
HV-FD: 40°



Diffuser
HV-FD: 80°


COLOURS



Matt black
RAL 9005



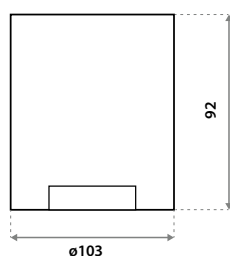
Matt white
RAL 9016



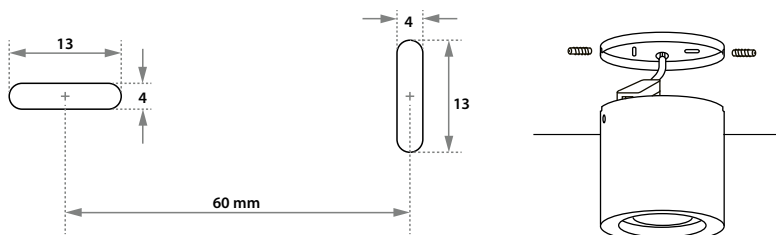
Housing/ Reflector ring	Item code	Housing/ Reflector ring	Item code
White/Gold	XX=61	Black/Gold	XX=71
White/Silver	XX=63	Black/Silver	XX=74
White/Black	XX=62	Black/Black	XX=72
White/White	XX=65	Black/White	XX=76

Vector CL 100

DIMENSIONS



FIXATION DIMENSIONS



SPECIFICATIONS

Beam angle (FWHM)	40° / 80°
Fixture material	Housing: Die cast aluminium Reflector glass: Polycarbonate
Environment	Indoor
IP rate	IP20
IK rate	IK03
Operating temperature (Ta)	-20°C / +45°C
Safety marks	EN60598 / EN62031 / EN62471
EMC compliance	EN55015
Colour consistency (SDCM)	MacAdam step 3
Warranty	7 years

This luminaire contains built-in LED lamps.
There are no exchangeable parts inside the luminaire.
EU 874/2012

IP20



57C bridgelux.


ITEM SPECIFICATIONS See pricelist 2025 page 60

Description	40°		80°		W per lamp	Lm/W	CRI (typ.)	Pf	Safety class
	Item code	UGR	Item code	UGR					
Vector CL 100 HV-FD 800Lm 2700K Triac dim	7B2A03XX5A02	15.7	7B2A03XX5B02	26.9	10.5	76	93	0.99	II
Vector CL 100 HV-FD 800Lm 3000K Triac dim	7B2A03XX5C02	15.7	7B2A03XX5D02	26.9	10.3	78	93	0.99	II
Vector CL 100 HV-FD 800Lm 4000K Triac dim	7B2A03XX5E02	15.7	7B2A03XX5F02	26.9	10.1	79	93	0.99	II
Vector CL 100 HV-FD 800Lm 2200-3000K Triac dim	7B2A03XX5G02	15.7	7B2A03XX5H02	26.9	10.3	78	93	0.99	II

All values are measured at 230V (+/- 7%).



SENSORVECTOR CL100



DRIVERLESS
220-240V



COLOURS



Matt black
RAL 9005



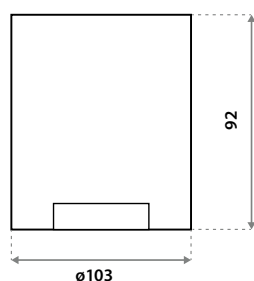
Matt white
RAL 9016



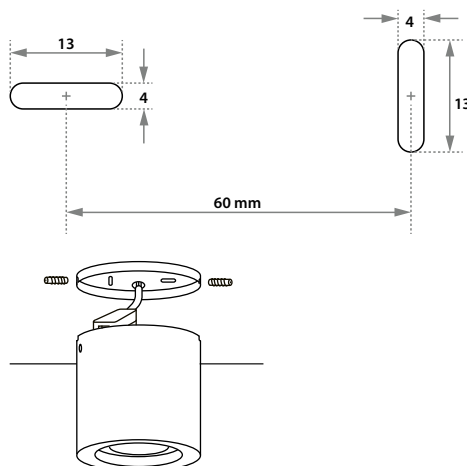
Housing/ Reflector ring	Item code	Housing/ Reflector ring	Item code
White/Gold	XX=61	Black/Gold	XX=71
White/Silver	XX=63	Black/Silver	XX=74
White/Black	XX=62	Black/Black	XX=72
White/White	XX=65	Black/White	XX=76

SensorVector CL 100

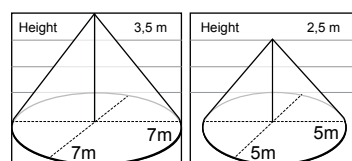
DIMENSIONS



FIXATION DIMENSIONS



DETECTION AREA



SPECIFICATIONS

Beam angle (FWHM)	80°
Fixture material	Housing: Die cast aluminium Reflector glass: Polycarbonate
Environment	Indoor
IP rate	IP20
IK rate	IK03
Operating temperature (Ta)	-20°C / +30°C
Safety marks	EN60598 / EN62031 / EN62471
EMC compliance	EN55015
Colour consistency (SDCM)	MacAdam step 3
Warranty	7 years
Detection range	120°
Turn-on time	200 ms
Inrush current	0 mA (max. 220 pcs. per type B16 Amp)
Surge protection	L-N > 1kV; L-E, N-E > 2kV
Audible noise	21 dB
Time setting	4 min. (cannot be changed)

This luminaire contains built-in LED lamps.

There are no exchangeable parts inside the luminaire.

EU 874/2012



Sensor luminaires turn on for 4 minutes after detecting movement.




ITEM SPECIFICATIONS

See pricelist 2025 page 59

Description	Item code	Input	W per lamp	Lm/W	CRI (typ.)	UGR	Pf	Safety class
SensorVector CL 100 HV 600 Lm 3000K 80°	7B2S03XX5D02	220-240V	15.0	40	83	25.9	0.99	II
SensorVector CL 100 HV 600 Lm 4000K 80°	7B2S03XX5F02	220-240V	15.0	40	83	25.9	0.99	II


All values are measured at 230V (+/- 7%).






ø 145 mm

BEAM ANGLE



Reflector
LV: 18° / 37° / 60°




Diffuser
LV: 80°


COLOURS



Matt black
RAL 9005



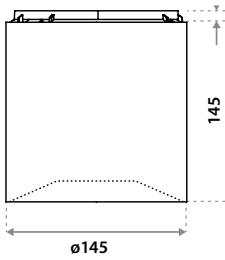
Matt white
RAL 9016



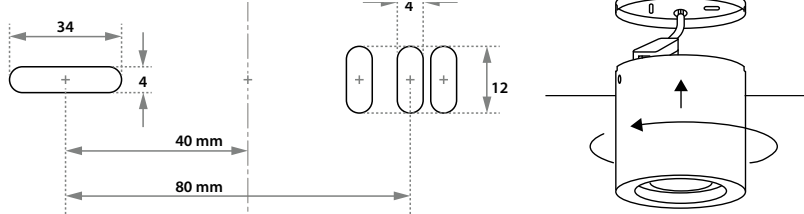
Housing/ Reflector ring	Item code	Housing/ Reflector ring	Item code
White/Gold	XX=61	Black/Gold	XX=71
White/Silver	XX=63	Black/Silver	XX=74
White/Black	XX=62	Black/Black	XX=72
White/White	XX=65	Black/White	XX=76

Vector CL 145

DIMENSIONS



FIXATION DIMENSIONS



SPECIFICATIONS

Beam angle (FWHM)	18° / 37° / 60° / 80°
Fixture material	Die cast aluminium / Glass
Environment	Indoor
IP rate	IP20
IK rate	IK09
Operating temperature (Ta)	-20°C / +45°C
Safety marks	EN60598 / EN62031 / EN62471
EMC compliance	EN55015
Colour consistency (SDCM)	MacAdam step 3
Safety class	II
Warranty	7 years

This luminaire contains built-in LED lamps.
There are no exchangeable parts inside the luminaire.
EU 874/2012

CHOOSE YOUR LV LUMEN OUTPUT

CRI82 special request	mA	W per lamp	Lumen Output			Lumen / Watt		
			2700K	3000K	4000K	2700K	3000K	4000K
Special request	250	9.1	1225	1250	1275	135	138	140
Special request	350	12.9	1650	1725	1750	128	134	136
Special request	450	17.8	2075	2150	2175	116	120	122
Standard	500	19.7	2250	2325	2350	114	118	120

CRI97 standard	mA	W per lamp	Lumen Output			Lumen / Watt		
			2700K	3000K	4000K	2700K	3000K	4000K
Special request	250	9.8	850	900	1000	87	92	102
Special request	350	13.8	1150	1250	1350	83	91	98
Special request	450	18.0	1475	1600	1750	82	89	97
Standard	500	20.1	1625	1800	1925	81	89	96




ITEM SPECIFICATIONS See pricelist 2025 page 61

Description Vector CL 145	18°		37°		60°		80°		W per lamp	Lm/W	CRI (typ.)	Pf
	Item code	UGR	Item code	UGR	Item code	UGR	Item code	UGR				
LV-HE 2250Lm 2700K CRI82 No dim	7DN903XX8J02	12.7	7DN903XX8M02	12.6	7DN903XX8Q02	15.8	7DN903610E02	22.5	19.7	114	82	0.95
LV-HE 2250Lm 2700K CRI82 1-10V & Push	7DN903XXD102	12.7	7DN903XXD402	12.6	7DN903XXD702	15.8	7DN903XX0L02	22.5	19.7	114	82	0.95
LV-HE 2250Lm 2700K CRI82 Dali	7DN903XX1L02	12.7	7DN903XX1P02	12.6	7DN903XX1S02	15.8	7DN903XX0P02	22.5	19.7	114	82	0.95
LV-HE 2325Lm 3000K CRI82 No dim	7DN903XX8K02	12.8	7DN903XX8N02	12.7	7DN903XX8R02	15.9	7DN903610F02	22.6	19.7	118	82	0.95
LV-HE 2325Lm 3000K CRI82 1-10V & Push	7DN903XXD202	12.8	7DN903XXD502	12.7	7DN903XXD802	15.9	7DN903XX0M02	22.6	19.7	118	82	0.95
LV-HE 2325Lm 3000K CRI82 Dali	7DN903XX1M02	12.8	7DN903XX1Q02	12.7	7DN903XX1T02	15.9	7DN903XX0Q02	22.6	19.7	118	82	0.95
LV-HE 2350Lm 4000K CRI82 No dim	7DN903XX8L02	12.8	7DN903XX8P02	12.7	7DN903XX8S02	15.9	7DN903610G02	22.7	19.7	120	82	0.95
LV-HE 2350Lm 4000K CRI82 1-10V & Push	7DN903XXD302	12.8	7DN903XXD602	12.7	7DN903XXD902	15.9	7DN903XX0N02	22.7	19.7	120	82	0.95
LV-HE 2350Lm 4000K CRI82 Dali	7DN903XX1N02	12.8	7DN903XX1R02	12.7	7DN903XX1U02	15.9	7DN903XX0R02	22.7	19.7	120	82	0.95
LV 1625Lm 2700K CRI97 No dim	7D1B03XX8J02	11.5	7D1B03XX8M02	11.5	7D1B03XX8Q02	14.6	7D1B03610E02	21.4	20.1	81	97	0.95
LV 1625Lm 2700K CRI97 1-10V & Push	7D1B03XXD102	11.5	7D1B03XXD402	11.5	7D1B03XXD702	14.6	7D1B03XX0L02	21.4	20.1	81	97	0.95
LV 1625Lm 2700K CRI97 Dali	7D1B03XX1L02	11.5	7D1B03XX1P02	11.5	7D1B03XX1S02	14.6	7D1B03XX0P02	21.4	20.1	81	97	0.95
LV 1800Lm 3000K CRI97 No dim	7D1B03XX8K02	11.9	7D1B03XX8N02	11.8	7D1B03XX8R02	15.8	7D1B03610F02	21.7	20.1	89	97	0.95
LV 1800Lm 3000K CRI97 1-10V & Push	7D1B03XXD202	11.9	7D1B03XXD502	11.8	7D1B03XXD802	15.8	7D1B03XX0M02	21.7	20.1	89	97	0.95
LV 1800Lm 3000K CRI97 Dali	7D1B03XX1M02	11.9	7D1B03XX1Q02	11.8	7D1B03XX1T02	15.8	7D1B03XX0Q02	21.7	20.1	89	97	0.95
LV 1925Lm 4000K CRI97 No dim	7D1B03XX8L02	12.1	7D1B03XX8P02	12.0	7D1B03XX8S02	15.2	7D1B03610G02	22.0	20.1	96	97	0.95
LV 1925Lm 4000K CRI97 1-10V & Push	7D1B03XXD302	12.1	7D1B03XXD602	12.0	7D1B03XXD902	15.2	7D1B03XX0N02	22.0	20.1	96	97	0.95
LV 1925Lm 4000K CRI97 Dali	7D1B03XX1N02	12.1	7D1B03XX1R02	12.0	7D1B03XX1U02	15.2	7D1B03XX0R02	22.0	20.1	96	97	0.95

All values are measured at 230V (+/- 7%).



STRADA 185



ø 230 mm


COLOURS



Matt black
RAL 9005



Matt white
RAL 9016



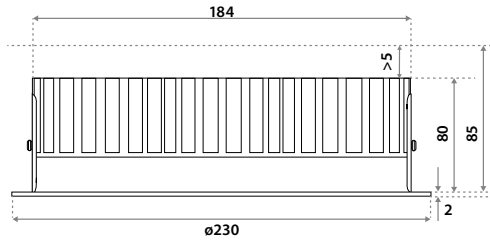
Housing/ Reflector ring	Item code	Housing/ Reflector ring	Item code
White/Gold	XX=61	Black/Gold	XX=71
White/Silver	XX=63	Black/Silver	XX=74
White/Black	XX=62	Black/Black	XX=72
White/White	XX=65	Black/White	XX=76

SPRINGS

Other springs only available through our MIYO department.

Strada 185

DIMENSIONS



CHOOSE YOUR LUMEN OUTPUT

	mA	W per lamp		Lumen Output			Lumen / Watt		
		CRI82	CRI97	CRI82	CRI82	CRI97	CRI82	CRI82	CRI97
		3000K	4000K	3000K	3000K	4000K	3000K		
Special request	250	9.2	9.4	1350	1400	800	147	152	85
Special request	350	13.1	13.2	1850	1900	1100	141	145	83
Special request	500	19.4	17.9	2525	2600	1450	130	134	81
Standard	700	27.9	27.0	3575	3650	2150	128	131	80
Standard	800	32.4	32.1	3825	4050	2500	118	125	78
Special request	900	36.8	35.5	4300	4500	2700	117	122	76
Special request	1050	43.7	41.7	4900	5100	3000	112	117	72
Standard	1200	51.2	50.5	5550	5800	3250 ¹	108	113	64
Special request	1400	x	57.2	x	x	3750 ²	x	x	66

¹ For large downlights CRI97 No dim. ² For large downlights CR97 1-10V and Dali.

SPECIFICATIONS

Beam angle (FWHM)	80°
Fixture material	Housing: Die cast aluminium Reflector glass: Polycarbonate
Environment	Indoor
IP rate	IP20 / IP44
IK rate	IK03
Operating temperature (Ta)	-20°C / +45°C
Safety marks	EN60598 / EN62031 / EN62471
EMC compliance	EN55015
Colour consistency (SDCM)	MacAdam step 3
Warranty	7 years

This luminaire contains built-in LED lamps.
There are no exchangeable parts inside the luminaire.
EU 874/2012



Using CS springs. Thickness ceiling 5-85 mm & recess depth 85 mm.
185 mm: For soft ceiling tiles. We recommend using a wooden plate or a ceiling ring on the reverse side of the tile.
185-205 mm: For plasterboard ceilings or similar harder materials.

IP20	Only when the product is installed in a closed ceiling may it be exposed to water splashes, and only on its front side.
IP44	



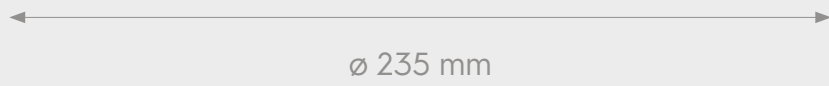

eldoLED KGP

ITEM SPECIFICATIONS See pricelist 2025 page 53

Description	Item code	UGR	mA	W per lamp	Lm/W	CRI (typ.)	Pf	Safety class
LV-HE 3575Lm 3000K CRI82 No dim	85NI03XXYR02	25.4	700	27.9	128	82	0.95	II
LV-HE 3575Lm 3000K CRI82 1-10V & Push	85NI03XXYH02	25.4	700	27.9	128	82	0.95	II
LV-HE 3575Lm 3000K CRI82 Dali	85NI03XXYM02	25.4	700	27.9	128	82	0.95	II
LV-HE 3650Lm 4000K CRI82 No dim	85NI03XXYY02	25.5	700	27.9	131	82	0.95	II
LV-HE 3650Lm 4000K CRI82 1-10V & Push	85NI03XXYU02	25.5	700	27.9	131	82	0.95	II
LV-HE 3650Lm 4000K CRI82 Dali	85NI03XXYW02	25.5	700	27.9	131	82	0.95	II
LV 2500Lm 3000K CRI97 No dim	85IC03XXYQ02	24.2	800	32.1	78	97	0.95	I
LV 2500Lm 3000K CRI97 1-10V & Push	85IC03XXYG02	24.2	800	32.1	78	97	0.95	II
LV 2500Lm 3000K CRI97 Dali	85IC03XXYL02	24.2	800	32.1	78	97	0.95	II
LV-HE 5550Lm 3000K CRI82 No dim	85NI03XXYT02	27.0	1200	51.2	108	82	0.95	II
LV-HE 5550Lm 3000K CRI82 1-10V & Push	85NI03XXYK02	27.0	1200	51.2	108	82	0.95	I
LV-HE 5550Lm 3000K CRI82 Dali	85NI03XXYP02	27.0	1200	51.2	108	82	0.95	I
LV-HE 5800Lm 4000K CRI82 No dim	85NI03XXYZ02	27.1	1200	51.2	113	82	0.95	II
LV-HE 5800Lm 4000K CRI82 1-10V & Push	85NI03XXYV02	27.1	1200	51.2	113	82	0.95	I
LV-HE 5800Lm 4000K CRI82 Dali	85NI03XXYX02	27.1	1200	51.2	113	82	0.95	I
LV 3250Lm 3000K CRI97 No dim	85IC03XXYS02	25.1	1200	50.5	64	97	0.95	II
LV 3750Lm 3000K CRI97 1-10V & Push	85IC03XXYJ02	25.6	1400	57.2	66	97	0.95	I
LV 3750Lm 3000K CRI97 Dali	85IC03XXYN02	25.6	1400	57.2	66	97	0.95	I

All values are measured at 230V (+/- 7%).






COLOURS



Matt black
RAL 9005



Matt white
RAL 9016



Housing/ Reflector ring	Item code	Housing/ Reflector ring	Item code
White/Gold	XX=61	Black/Gold	XX=71
White/Silver	XX=63	Black/Silver	XX=74
White/Black	XX=62	Black/Black	XX=72
White/White	XX=65	Black/White	XX=76

Vector CL 235

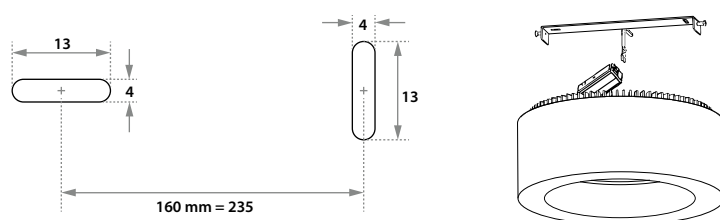
DIMENSIONS



CHOOSE YOUR LUMEN OUTPUT

	mA	W per lamp		Lumen Output			Lumen / Watt		
		CRI82	CRI97	CRI82	CRI82	CRI97	CRI82	CRI82	CRI97
				3000K	4000K	3000K	3000K	4000K	3000K
Special request	250	9.2	9.4	1350	1400	800	147	152	85
Special request	350	13.1	13.2	1850	1900	1100	141	145	83
Standard	500	19.4	17.9	2525	2600	1450	130	134	81

FIXATION DIMENSIONS



SPECIFICATIONS

Beam angle (FWHM)	80°
Fixture material	Housing: Die cast aluminium Reflector glass: Polycarbonate
Environment	Indoor
IP rate	IP20
IK rate	IK03
Operating temperature (Ta)	-20°C / +45°C
Safety marks	EN60598 / EN62031 / EN62471
EMC compliance	EN55015
Colour consistency (SDCM)	MacAdam step 3
Warranty	7 years

This luminaire contains built-in LED lamps.

There are no exchangeable parts inside the luminaire.

EU 874/2012

IP20

MADE IN HOLLAND

7 YEAR WARRANTY

ECO

TCIE LUMILEDS TE bridgelux KGP

ITEM SPECIFICATIONS

See pricelist 2025 page 62

Description	Item code	W per lamp	Lm/W	CRI (typ.)	UGR	Pf	Safety class
Vector CL 235 LV 2525Lm 3000K CRI82 No dim	7DN103XXY002	19.4	130	82	24.2	0.95	II
Vector CL 235 LV 2525Lm 3000K CRI82 1-10V & Push	7DN103XXY102	19.4	130	82	24.2	0.95	II
Vector CL 235 LV 2525Lm 3000K CRI82 Dali	7DN103XXY202	19.4	130	82	24.2	0.95	II
Vector CL 235 LV 2600Lm 4000K CRI82 No dim	7DN103XXY302	19.4	134	82	24.3	0.95	II
Vector CL 235 LV 2600Lm 4000K CRI82 1-10V & Push	7DN103XXY402	19.4	134	82	24.3	0.95	II
Vector CL 235 LV 2600Lm 4000K CRI82 Dali	7DN103XXY502	19.4	134	82	24.3	0.95	II
Vector CL 235 LV 1450Lm 3000K CRI97 No dim	7D1C03XXY602	17.9	81	97	22.3	0.95	II
Vector CL 235 LV 1450Lm 3000K CRI97 1-10V & Push	7D1C03XXY702	17.9	81	97	22.3	0.95	II
Vector CL 235 LV 1450Lm 3000K CRI97 Dali	7D1C03XXY802	17.9	81	97	22.3	0.95	II

All values are measured at 230V (+/- 7%).




FLUXE / CYLINDER

SERIES



ILLUXTRON



FLUXE 35



COLOURS



Matt white
RAL 9016 (XX=MW)



Matt black
RAL 9005 (XX=BL)

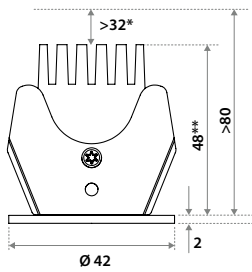
SPRINGS



Standard with CS springs (concrete/gyproc).
Also available as above with
WS springs (gyproc/metal).

Fluxe 35 (Gen2)


DIMENSIONS



* This distance is necessary because of the height of the connection box (80 mm). For purely heat reasons just 5 mm is sufficient.


** For WS springs this dimension is 60 mm

Incl. PSU No dim (100-240V)



Incl. conn.box (500mA)*

For installation to a central power supply.



SPECIFICATIONS

Beam angle (FWHM)	40° (65° FWTM)
Fixture material	Housing: Die cast aluminium Reflector glass: Polycarbonate
Environment	Indoor
IP rate	IP20 / IP44
IK rate	IK03
Operating temperature (Ta)	-20°C / +45°C
Safety marks	EN60598 / EN62031 / EN62471
EMC compliance	EN55015
Colour consistency (SDCM)	MacAdam step 3
Warranty	7 years

This luminaire contains built-in LED lamps.

There are no exchangeable parts inside the luminaire.

EU 874/2012

*See page 174 for more information about power supplies.



Using CS springs: Ø 35 mm.
Thickness ceiling 5-80 mm
& recess depth 80 mm.



Using WS springs: Ø 36 mm.
Thickness ceiling 1-50 mm
& recess depth 80 mm.

Only when the product is installed in a closed ceiling may it be exposed to water splashes, and only on its front side.



ITEM SPECIFICATIONS


See pricelist 2025 page 6

Description	Item code	Input	Vf	W per lamp	Lm/W	CRI (typ.)	UGR	Pf	Safety class
Fluxe 35 LV 475Lm 2700K No dim	921903XX0102	100-240V	x	6.6	72	82	15.0	0.6	II
Fluxe 35 LV 500Lm 3000K No dim	921903XX7202	100-240V	x	6.6	76	82	15.2	0.6	II
Fluxe 35 LV 525Lm 4000K No dim	921903XX0202	100-240V	x	6.6	80	82	15.4	0.6	II
Fluxe 35 LVC 500mA 475Lm 2700K Dim	921903XX01E2	500mA	11.9	5.7	83	82	15.0	x	III
Fluxe 35 LVC 500mA 500Lm 3000K Dim	921903XX72E2	500mA	11.9	5.7	88	82	15.2	x	III
Fluxe 35 LVC 500mA 525Lm 4000K Dim	921903XX02E2	500mA	11.9	5.7	92	82	15.4	x	III

All values are measured at 230V (+/- 7%).



FLUXE 50



COLOURS



Matt white
RAL 9016 (XX=MW)



Matt black
RAL 9005 (XX=BL)

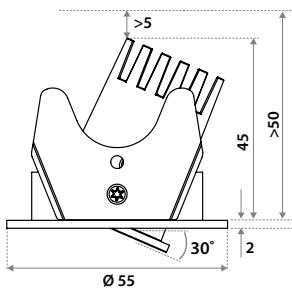
SPRINGS



Standard with CS springs (concrete/gyproc).
Also available as above with
WS springs (gyproc/metal).

Fluxe 50 (Gen2)

DIMENSIONS



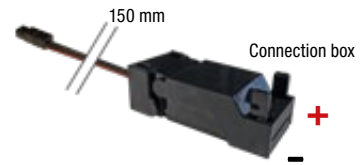
Incl. PSU (220-240V)

PSU TCI 127042 Triac dim 102x38x21 mm
 PSU TCI 127576 Dali 147x44x22 mm



Incl. conn.box (500mA)*

For installation to a central power supply.



SPECIFICATIONS

Beam angle (FWHM)	40° (65° FWTM)
Fixture material	Housing: Die cast aluminium Reflector glass: Polycarbonate
Environment	Indoor
IP rate	IP20
IK rate	IK03
Operating temperature (Ta)	-20°C / +45°C
Safety marks	EN60598 / EN62031 / EN62471
EMC compliance	EN55015
Colour consistency (SDCM)	MacAdam step 3
Warranty	7 years

This luminaire contains built-in LED lamps.
 There are no exchangeable parts inside the luminaire.
 EU 874/2012
 *See page 174 for more information about power supplies.



Using CS springs: Ø 50 mm.
 Thickness ceiling 5-50 mm
 & recess depth 50 mm.



Using WS springs: Ø 50 mm.
 Thickness ceiling 1-20 mm
 & recess depth 50 mm.



IP20

MADE IN HOLLAND

7 YEAR WARRANTY

ECO

UGR <16

ITEM SPECIFICATIONS See pricelist 2025 page 5

Description	Item code	Input	Vf	W per lamp	Lm/W	CRI (typ.)	UGR	Pf	Safety class
Fluxe 50 adj LV 475Lm 2700K Triac dim	861A03XX0102	220-240V	x	6.6	72	82	15.0	0.96	II
Fluxe 50 adj LV 500Lm 3000K Triac dim	861A03XX7202	220-240V	x	6.6	76	82	15.2	0.96	II
Fluxe 50 adj LV 525Lm 4000K Triac dim	861A03XX0202	220-240V	x	6.6	80	82	15.4	0.96	II
Fluxe 50 adj LV 475Lm 2700K Dali	861A03XXS402	220-240V	x	6.6	72	82	15.0	0.95	II
Fluxe 50 adj LV 500Lm 3000K Dali	861A03XXS502	220-240V	x	6.6	76	82	15.2	0.95	II
Fluxe 50 adj LV 525Lm 4000K Dali	861A03XXS602	220-240V	x	6.6	80	82	15.4	0.95	II
Fluxe 50 adj LVC 500mA 475Lm 2700K Dim	861A03XX01E2	350mA	11.9	5.7	83	82	15.0	x	III
Fluxe 50 adj LVC 500mA 500Lm 3000K Dim	861A03XX72E2	350mA	11.9	5.7	88	82	15.2	x	III
Fluxe 50 adj LVC 500mA 525Lm 4000K Dim	861A03XX02E2	350mA	11.9	5.7	92	82	15.4	x	III

All values are measured at 230V (+/- 7%).





BEAM ANGLE



Reflector
LV: 24° / 60°
LV-TW: 60°



Lens
HV-FD: 40°



Diffuser
HV-FD: 80°
LV: 80°
LV-TW 80°

COLOURS



Matt white
RAL 9016 (XX=MW)



Matt black
RAL 9005 (XX=BL)

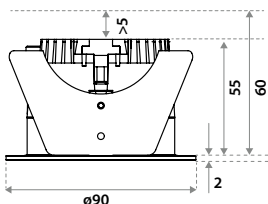
SPRINGS



Standard with CS springs (concrete/gyproc).
Also available as above with
WS springs (gyproc/metal).

Fluxe 75

DIMENSIONS



SPECIFICATIONS

Beam angle (FWHM)	See the item specifications below
Fixture material	Housing: Die cast aluminium Reflector glass: Polycarbonate
Environment	Indoor
IP rate	IP20 / IP65 ¹
IK rate	IK03
Operating temperature (Ta)	-20°C / +45°C
Safety marks	EN60598 / EN62031 / EN62471
EMC compliance	EN55015
Colour consistency (SDCM)	MacAdam step 3
Warranty	7 years

This luminaire contains built-in LED lamps.

There are no exchangeable parts inside the luminaire.

EU 874/2012

CHOOSE YOUR LV LUMEN OUTPUT

CRI82 standard	mA	W per lamp	Lumen Output			Lumen / Watt		
			2700K	3000K	4000K	2700K	3000K	4000K
Special request	125	4.5	625	650	675	140	145	151
Special request	250	9.1	1225	1250	1275	135	138	140
Special request	350	12.9	1650	1725	1750	128	134	136

CRI97 standard	mA	W per lamp	Lumen Output			Lumen / Watt		
			2700K	3000K	4000K	2700K	3000K	4000K
Special request	125	5.0	475	500	525	95	100	105
Special request	250	9.8	850	900	1000	87	92	102
Standard	350	13.8	1150	1250	1350	83	91	98



Using CS springs: Ø 75 mm.
Thickness ceiling 5-60 mm
& recess depth 60 mm.



Using WS springs. Ø 77 mm.
Thickness ceiling 1-55 mm
& recess depth 60 mm.

Only when the product is installed in a closed ceiling may it be exposed to water splashes, and only on its front side.



¹ Not for HV-FD 40° version.



ITEM SPECIFICATIONS

See pricelist 2025 page 22


Description Fluxe 75	40°		80°		W per lamp	Lm/W	CRI (typ.)	Pf	Safety class
	Item code	UGR	Item code	UGR					
HV-FD 800Lm 2700K Triac dim	802A03XX5A02	15.7	802A03XX5B02	26.9	10.5	76	93	0.99	I
HV-FD 800Lm 3000K Triac dim	802A03XX5C02	15.7	802A03XX5D02	26.9	10.3	78	93	0.99	I
HV-FD 800Lm 4000K Triac dim	802A03XX5E02	15.7	802A03XX5F02	26.9	10.1	79	93	0.99	I
HV-FD 800Lm 2200-3000K Triac dim	802A03XX5G02	15.7	802A03XX5H02	26.9	10.3	78	93	0.99	I

Description Fluxe 75	24°		60°		80°		W per lamp	Lm/W	CRI (typ.)	Pf	Safety class
	Item code	UGR	Item code	UGR	Item code	UGR					
LV-HE 1650Lm 2700K CRI82 No dim	803A03XX4K02	24.1	803A03XX4L02	24.9	803A03XX4M02	29.4	12.9	128	82	0.93	II
LV-HE 1650Lm 2700K CRI82 Dali	803A03XX4B02	24.1	803A03XX4E02	24.9	803A03XX4H02	29.4	12.9	128	82	0.95	II
LV-HE 1725Lm 3000K CRI82 No dim	803B03XX4K02	24.2	803B03XX4L02	25.1	803B03XX4M02	29.6	12.9	134	82	0.93	II
LV-HE 1725Lm 3000K CRI82 Dali	803B03XX4B02	24.2	803B03XX4E02	25.1	803B03XX4H02	29.6	12.9	134	82	0.95	II
LV-HE 1750Lm 4000K CRI82 No dim	803E03XX4K02	24.3	803E03XX4L02	25.2	803E03XX4M02	29.6	12.9	136	82	0.93	II
LV-HE 1750Lm 4000K CRI82 Dali	803E03XX4B02	24.3	803E03XX4E02	25.2	803E03XX4H02	29.6	12.9	136	82	0.95	II
LV 1150Lm 2700K CRI97 No dim	805A03XX4K02	22.8	805A03XX4L02	23.7	805A03XX4M02	28.1	13.8	83	97	0.93	II
LV 1150Lm 2700K CRI97 Dali	805A03XX4B02	22.8	805A03XX4E02	23.7	805A03XX4H02	28.1	13.8	83	97	0.95	II
LV 1250Lm 3000K CRI97 No dim	805B03XX4K02	23.1	805B03XX4L02	24.0	805B03XX4M02	28.4	13.8	91	97	0.93	II
LV 1250Lm 3000K CRI97 Dali	805B03XX4B02	23.1	805B03XX4E02	24.0	805B03XX4H02	28.4	13.8	91	97	0.95	II
LV 1350Lm 4000K CRI97 No dim	805G03XX4K02	23.4	805G03XX4L02	24.2	805G03XX4M02	28.7	13.8	98	97	0.93	II
LV 1350Lm 4000K CRI97 Dali	805G03XX4B02	23.4	805G03XX4E02	24.2	805G03XX4H02	28.7	13.8	98	97	0.95	II
LV 1250Lm 1800-3000K CRI97 Dali	805E03XX4B02	23.1	805E03XX4E02	24.0	805E03XX4H02	28.4	13.8	91	97	0.95	II
LV-TW 1250Lm 2700-6500K CRI85/94 Dali	-	-	806A03XX4W02	24.0	806A03XX4Y02	28.4	11.4	110	85/94	0.90	II

LV versions also available with: Triac dim Casambi 1-10V & Push Check our datasheets, pricelist or website for all available versions

All values are measured at 230V (+/- 7%). See page 188-189 for the HV-FD dimmerlist.





↔
ø 105 mm

BEAM ANGLE



Reflector
LV: 24° / 60°
LV-TW: 60°



Lens
HV-FD: 40°



Diffuser
HV-FD: 80°
LV: 80°
LV-TW 80°

COLOURS



Matt white
RAL 9016 (XX=MW)



Matt black
RAL 9005 (XX=BL)

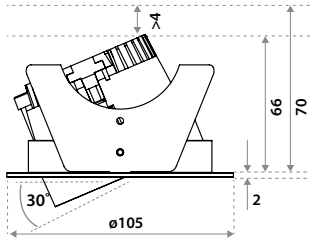
SPRINGS



Standard with CS springs (concrete/gyproc).
Also available as above with
WS springs (gyproc/metal).

Fluxe 90

DIMENSIONS



SPECIFICATIONS

Beam angle (FWHM)	See the item specifications below
Fixture material	Housing: Die cast aluminium Reflector glass: Polycarbonate
Environment	Indoor
IP rate	IP20
IK rate	IK03
Operating temperature (Ta)	-20°C / +45°C
Safety marks	EN60598 / EN62031 / EN62471
EMC compliance	EN55015
Colour consistency (SDCM)	MacAdam step 3
Warranty	7 years

This luminaire contains built-in LED lamps.

There are no exchangeable parts inside the luminaire.

EU 874/2012

CHOOSE YOUR LV LUMEN OUTPUT

CRI82 standard	mA	W per lamp	Lumen Output			Lumen / Watt		
			2700K	3000K	4000K	2700K	3000K	4000K
Special request	125	4.5	625	650	675	140	145	151
Special request	250	9.1	1225	1250	1275	135	138	140
Special request	350	12.9	1650	1725	1750	128	134	136

CRI97 standard	mA	W per lamp	Lumen Output			Lumen / Watt		
			2700K	3000K	4000K	2700K	3000K	4000K
Special request	125	5.0	475	500	525	95	100	105
Special request	250	9.8	850	900	1000	87	92	102
Standard	350	13.8	1150	1250	1350	83	91	98



Using CS springs: Ø 90 mm.
Thickness ceiling 5-70 mm
& recess depth 70 mm.



Using WS springs. Ø 92 mm.
Thickness ceiling 1-50 mm
& recess depth 70 mm.

For soft ceiling tiles we recommend using a wooden plate or a ceiling ring on the reverse side of the tile.



ITEM SPECIFICATIONS

See pricelist 2025 page 25

Description Fluxe 90	40°		80°		W per lamp	Lm/W	CRI (typ.)	Pf	Safety class
	Item code	UGR	Item code	UGR					
HV-FD 800Lm 2700K Triac dim	802B03XX5A02	15.7	802B03XX5B02	26.9	10.5	76	93	0.99	I
HV-FD 800Lm 3000K Triac dim	802B03XX5C02	15.7	802B03XX5D02	26.9	10.3	78	93	0.99	I
HV-FD 800Lm 4000K Triac dim	802B03XX5E02	15.7	802B03XX5F02	26.9	10.1	79	93	0.99	I
HV-FD 800Lm 2200-3000K Triac dim	802B03XX5G02	15.7	802B03XX5H02	26.9	10.3	78	93	0.99	I


Description Fluxe 90	24°		60°		80°		W per lamp	Lm/W	CRI (typ.)	Pf	Safety class
	Item code	UGR	Item code	UGR	Item code	UGR					
LV-HE 1650Lm 2700K CRI82 No dim	803C03XX4K02	24.1	803C03XX4L02	24.9	803C03XX4M02	29.4	12.9	128	82	0.93	II
LV-HE 1650Lm 2700K CRI82 Dali	803C03XX4B02	24.1	803C03XX4E02	24.9	803C03XX4H02	29.4	12.9	128	82	0.95	II
LV-HE 1725Lm 3000K CRI82 No dim	803D03XX4K02	24.2	803D03XX4L02	25.1	803D03XX4M02	29.6	12.9	134	82	0.93	II
LV-HE 1725Lm 3000K CRI82 Dali	803D03XX4B02	24.2	803D03XX4E02	25.1	803D03XX4H02	29.6	12.9	134	82	0.95	II
LV-HE 1750Lm 4000K CRI82 No dim	803F03XX4K02	24.3	803F03XX4L02	25.2	803F03XX4M02	29.6	12.9	136	82	0.93	II
LV-HE 1750Lm 4000K CRI82 Dali	803F03XX4B02	24.3	803F03XX4E02	25.2	803F03XX4H02	29.6	12.9	136	82	0.95	II
LV 1150Lm 2700K CRI97 No dim	805C03XX4K02	22.8	805C03XX4L02	23.7	805C03XX4M02	28.1	13.8	83	97	0.93	II
LV 1150Lm 2700K CRI97 Dali	805C03XX4B02	22.8	805C03XX4E02	23.7	805C03XX4H02	28.1	13.8	83	97	0.95	II
LV 1250Lm 3000K CRI97 No dim	805D03XX4K02	23.1	805D03XX4L02	24.0	805D03XX4M02	28.4	13.8	91	97	0.93	II
LV 1250Lm 3000K CRI97 Dali	805D03XX4B02	23.1	805D03XX4E02	24.0	805D03XX4H02	28.4	13.8	91	97	0.95	II
LV 1350Lm 4000K CRI97 No dim	805H03XX4K02	23.4	805H03XX4L02	24.2	805H03XX4M02	28.7	13.8	98	97	0.93	II
LV 1350Lm 4000K CRI97 Dali	805H03XX4B02	23.4	805H03XX4E02	24.2	805H03XX4H02	28.7	13.8	98	97	0.95	II
LV 1250Lm 1800-3000K CRI97 Dali	805F03XX4B02	23.1	805F03XX4E02	24.0	805F03XX4H02	28.4	13.8	91	97	0.95	II
LV-TW 1250Lm 2700-6500K CRI85/94 Dali	-	-	806B03XX4W02	24.0	806B03XX4Y02	28.4	11.4	110	85/94	0.90	II

LV versions also available with: Triac dim Casambi 1-10V & Push Check our datasheets, pricelist or website for all available versions

All values are measured at 230V (+/- 7%). See page 188-189 for the HV-FD dimmerlist.



CYLINDER CL 100



← →
ø 103 mm

BEAM ANGLE



Lens
HV-FD: 40°



Diffuser
HV-FD: 80°

COLOURS



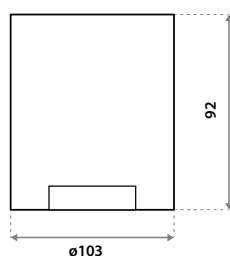
Matt white
RAL 9016 (XX=MW)



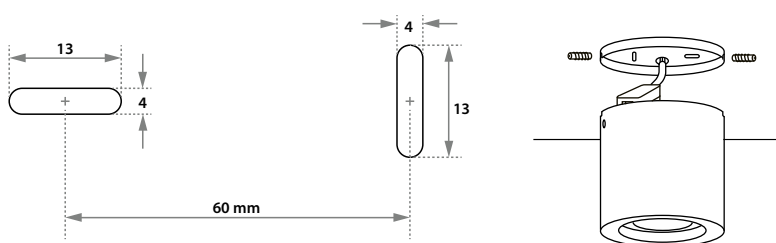
Matt black
RAL 9005 (XX=BL)

Cylinder CL 100

DIMENSIONS



FIXATION DIMENSIONS



SPECIFICATIONS

Beam angle (FWHM)	40° / 80°
Fixture material	Housing: Die cast aluminium Reflector glass: Polycarbonate
Environment	Indoor
IP rate	IP20
IK rate	IK03
Operating temperature (Ta)	-20°C / +45°C
Safety marks	EN60598 / EN62031 / EN62471
EMC compliance	EN55015
Colour consistency (SDCM)	MacAdam step 3
Warranty	7 years

This luminaire contains built-in LED lamps.
There are no exchangeable parts inside the luminaire.
EU 874/2012

IP20



b7c bridgelux

ITEM SPECIFICATIONS See pricelist 2025 page 60

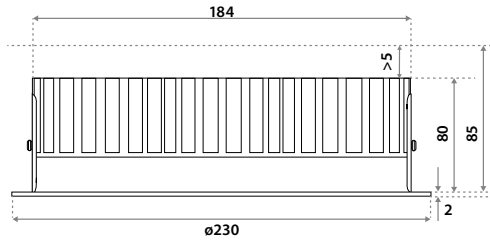
Description	40°		80°		W per lamp	Lm/W	CRI (typ.)	Pf	Safety class
	Item code	UGR	Item code	UGR					
Cylinder CL 100 HV-FD 800Lm 2700K Triac dim	752A03XX5A02	15.7	752A03XX5B02	26.9	10.5	76	93	0.99	II
Cylinder CL 100 HV-FD 800Lm 3000K Triac dim	752A03XX5C02	15.7	752A03XX5D02	26.9	10.3	78	93	0.99	II
Cylinder CL 100 HV-FD 800Lm 4000K Triac dim	752A03XX5E02	15.7	752A03XX5F02	26.9	10.1	79	93	0.99	II
Cylinder CL 100 HV-FD 800Lm 2200-3000K Triac dim	752A03XX5G02	15.7	752A03XX5H02	26.9	10.3	78	93	0.99	II

All values are measured at 230V (+/- 7%).



Fluxe 185

DIMENSIONS



CHOOSE YOUR LUMEN OUTPUT

	mA	W per lamp		Lumen Output			Lumen / Watt		
		CRI82	CRI97	CRI82	CRI82	CRI97	CRI82	CRI82	CRI97
		3000K	4000K	3000K	3000K	4000K	3000K		
Special request	250	9.2	9.4	1350	1400	800	147	152	85
Special request	350	13.1	13.2	1850	1900	1100	141	145	83
Special request	500	19.4	17.9	2525	2600	1450	130	134	81
Standard	700	27.9	27.0	3575	3650	2150	128	131	80
Standard	800	32.4	32.1	3825	4050	2500	118	125	78
Special request	900	36.8	35.5	4300	4500	2700	117	122	76
Special request	1050	43.7	41.7	4900	5100	3000	112	117	72
Standard	1200	51.2	50.5	5550	5800	3250 ¹	108	113	64
Special request	1400	x	57.2	x	x	3750 ²	x	x	66

¹ For large downlights CRI97 No dim. ² For large downlights CR97 1-10V and Dali.

SPECIFICATIONS

Beam angle (FWHM)	80°
Fixture material	Housing: Die cast aluminium Reflector glass: Polycarbonate
Environment	Indoor
IP rate	IP20 / IP44
IK rate	IK03
Operating temperature (Ta)	-20°C / +45°C
Safety marks	EN60598 / EN62031 / EN62471
EMC compliance	EN55015
Colour consistency (SDCM)	MacAdam step 3
Warranty	7 years

This luminaire contains built-in LED lamps.

There are no exchangeable parts inside the luminaire.

EU 874/2012



Using CS springs. Thickness ceiling 5-85 mm & recess depth 85 mm.

185 mm: For soft ceiling tiles. We recommend using a wooden plate or a ceiling ring on the reverse side of the tile.

185-205 mm: For plasterboard ceilings or similar harder materials.

IP20 Only when the product is installed in a closed ceiling may it be exposed to water splashes, and only on its front side.

IP44



eldoLED KGP



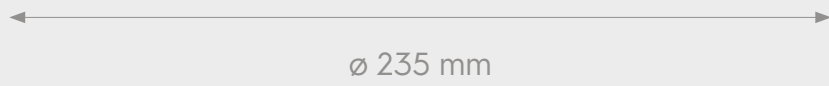

ITEM SPECIFICATIONS See pricelist 2025 page 53

Description	Item code	UGR	mA	W per lamp	Lm/W	CRI (typ.)	Pf	Safety class
Fluxe 185								
LV-HE 3575Lm 3000K CRI82 No dim	82NI03XXYR02	25.4	700	27.9	128	82	0.95	II
LV-HE 3575Lm 3000K CRI82 1-10V & Push	82NI03XXYH02	25.4	700	27.9	128	82	0.95	II
LV-HE 3575Lm 3000K CRI82 Dali	82NI03XXYM02	25.4	700	27.9	128	82	0.95	II
LV-HE 3650Lm 4000K CRI82 No dim	82NI03XXYY02	25.5	700	27.9	131	82	0.95	II
LV-HE 3650Lm 4000K CRI82 1-10V & Push	82NI03XXYU02	25.5	700	27.9	131	82	0.95	II
LV-HE 3650Lm 4000K CRI82 Dali	82NI03XXYW02	25.5	700	27.9	131	82	0.95	II
LV 2500Lm 3000K CRI97 No dim	82IC03XXYQ02	24.2	800	32.1	78	97	0.95	I
LV 2500Lm 3000K CRI97 1-10V & Push	82IC03XXYG02	24.2	800	32.1	78	97	0.95	II
LV 2500Lm 3000K CRI97 Dali	82IC03XXYL02	24.2	800	32.1	78	97	0.95	II
LV-HE 5550Lm 3000K CRI82 No dim	82NI03XXYT02	27.0	1200	51.2	108	82	0.95	II
LV-HE 5550Lm 3000K CRI82 1-10V & Push	82NI03XXYK02	27.0	1200	51.2	108	82	0.95	I
LV-HE 5550Lm 3000K CRI82 Dali	82NI03XXYP02	27.0	1200	51.2	108	82	0.95	I
LV-HE 5800Lm 4000K CRI82 No dim	82NI03XXYZ02	27.1	1200	51.2	113	82	0.95	II
LV-HE 5800Lm 4000K CRI82 1-10V & Push	82NI03XXYV02	27.1	1200	51.2	113	82	0.95	I
LV-HE 5800Lm 4000K CRI82 Dali	82NI03XXYX02	27.1	1200	51.2	113	82	0.95	I
LV 3250Lm 3000K CRI97 No dim	82IC03XXYS02	25.1	1200	50.5	64	97	0.95	II
LV 3750Lm 3000K CRI97 1-10V & Push	82IC03XXYJ02	25.6	1400	57.2	66	97	0.95	I
LV 3750Lm 3000K CRI97 Dali	82IC03XXYN02	25.6	1400	57.2	66	97	0.95	I

All values are measured at 230V (+/- 7%).



CYLINDER CL 235



COLOURS



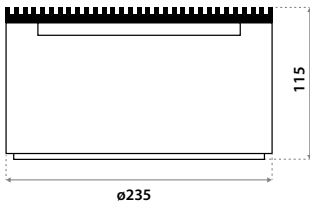
Matte white
RAL 9016 (XX=MW)



Matte black
RAL 9005 (XX=BL)

Cylinder CL 235

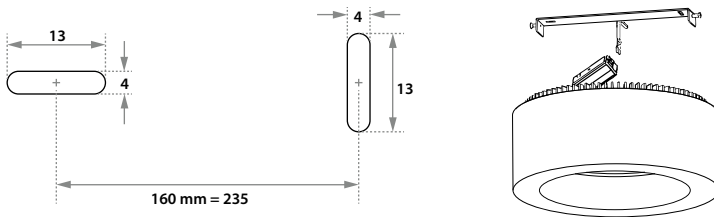
DIMENSIONS



CHOOSE YOUR LUMEN OUTPUT

	mA	W per lamp		Lumen Output			Lumen / Watt		
		CRI82	CRI97	CRI82	CRI82	CRI97	CRI82	CRI82	CRI97
				3000K	4000K	3000K	3000K	4000K	3000K
Special request	250	9.2	9.4	1350	1400	800	147	152	85
Special request	350	13.1	13.2	1850	1900	1100	141	145	83
Standard	500	19.4	17.9	2525	2600	1450	130	134	81

FIXATION DIMENSIONS



SPECIFICATIONS

Beam angle (FWHM)	80°
Fixture material	Housing: Die cast aluminium Reflector glass: Polycarbonate
Environment	Indoor
IP rate	IP20
IK rate	IK03
Operating temperature (Ta)	-20°C / +45°C
Safety marks	EN60598 / EN62031 / EN62471
EMC compliance	EN55015
Colour consistency (SDCM)	MacAdam step 3
Warranty	7 years

This luminaire contains built-in LED lamps.

There are no exchangeable parts inside the luminaire.

EU 874/2012

IP20

MADE IN HOLLAND

7 YEAR WARRANTY

ECO

TCIE

LUMILEDS

TE

bridgelux

KGP

ITEM SPECIFICATIONS

See pricelist 2025 page 62

Description	Item code	W per lamp	Lm/W	CRI (typ.)	UGR	Pf	Safety class
Cylinder CL 235 LV-HE 2525Lm 3000K CRI82 No dim	79N103XXY002	19.4	130	82	24.2	0.95	II
Cylinder CL 235 LV-HE 2525Lm 3000K CRI82 1-10V & Push	79N103XXY102	19.4	130	82	24.2	0.95	II
Cylinder CL 235 LV-HE 2525Lm 3000K CRI82 Dali	79N103XXY202	19.4	130	82	24.2	0.95	II
Cylinder CL 235 LV-HE 2600Lm 4000K CRI82 No dim	79N103XXY302	19.4	134	82	24.3	0.95	II
Cylinder CL 235 LV-HE 2600Lm 4000K CRI82 1-10V & Push	79N103XXY402	19.4	134	82	24.3	0.95	II
Cylinder CL 235 LV-HE 2600Lm 4000K CRI82 Dali	79N103XXY502	19.4	134	82	24.3	0.95	II
Cylinder CL 235 LV 1450Lm 3000K CRI97 No dim	79IC03XXY602	17.9	81	97	22.3	0.95	II
Cylinder CL 235 LV 1450Lm 3000K CRI97 1-10V & Push	79IC03XXY702	17.9	81	97	22.3	0.95	II
Cylinder CL 235 LV 1450Lm 3000K CRI97 Dali	79IC03XXY802	17.9	81	97	22.3	0.95	II

All values are measured at 230V (+/- 7%).



LINEA



SERIES



ILLUXTRON



SensorLinea



↔
ø 90 mm

BEAM ANGLE



Reflector
LV: 24° / 60°
LV-TW: 60°



Lens
HV-FD: 40°



Diffuser
HV-FD: 80°
LV: 80°
LV-TW: 80°

COLOURS



Matt white
RAL 9016 (XX=MW)



Matt black
RAL 9005 (XX=BL)

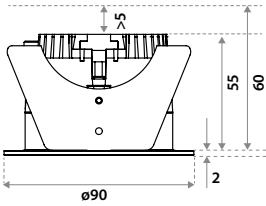
SPRINGS



Standard with CS springs (concrete/gyproc).
Also available as above with
WS springs (gyproc/metal).

Linea 75

DIMENSIONS



SPECIFICATIONS

Beam angle (FWHM)	See the item specifications below
Fixture material	Housing: Die cast aluminium Reflector glass: Polycarbonate
Environment	Indoor
IP rate	IP20 / IP65 ¹
IK rate	IK03
Operating temperature (Ta)	-20°C / +45°C
Safety marks	EN60598 / EN62031 / EN62471
EMC compliance	EN55015
Colour consistency (SDCM)	MacAdam step 3
Warranty	7 years

This luminaire contains built-in LED lamps.
There are no exchangeable parts inside the luminaire.
EU 874/2012

CHOOSE YOUR LV LUMEN OUTPUT

CRI82 standard	mA	W per lamp	Lumen Output			Lumen / Watt		
			2700K	3000K	4000K	2700K	3000K	4000K
Special request	125	4.5	625	650	675	140	145	151
Special request	250	9.1	1225	1250	1275	135	138	140
Special request	350	12.9	1650	1725	1750	128	134	136

CRI97 standard	mA	W per lamp	Lumen Output			Lumen / Watt		
			2700K	3000K	4000K	2700K	3000K	4000K
Special request	125	5.0	475	500	525	95	100	105
Special request	250	9.8	850	900	1000	87	92	102
Standard	350	13.8	1150	1250	1350	83	91	98



Using CS springs: Ø 75 mm.
Thickness ceiling 5-60 mm
& recess depth 60 mm.



Using WS springs. Ø 77 mm.
Thickness ceiling 1-55 mm
& recess depth 60 mm.

Only when the product is installed in a closed ceiling may it be exposed to water splashes, and only on its front side.



¹ Not for HV-FD 40° version.



ITEM SPECIFICATIONS

See pricelist 2025 page 31

Description Linea 75	40°		80°		W per lamp	Lm/W	CRI (typ.)	Pf	Safety class
	Item code	UGR	Item code	UGR					
HV-FD 800Lm 2700K Triac dim	912A03XX5A02	15.7	912A03XX5B02	26.9	10.5	76	93	0.99	I
HV-FD 800Lm 3000K Triac dim	912A03XX5C02	15.7	912A03XX5D02	26.9	10.3	78	93	0.99	I
HV-FD 800Lm 4000K Triac dim	912A03XX5E02	15.7	912A03XX5F02	26.9	10.1	79	93	0.99	I
HV-FD 800Lm 2200-3000K Triac dim	912A03XX5G02	15.7	912A03XX5H02	26.9	10.3	78	93	0.99	I

Description Linea 75	24°		60°		80°		W per lamp	Lm/W	CRI (typ.)	Pf	Safety class
	Item code	UGR	Item code	UGR	Item code	UGR					
LV-HE 1650Lm 2700K CRI82 No dim	913A03XX4K02	24.1	913A03XX4L02	24.9	913A03XX4M02	29.4	12.9	128	82	0.93	II
LV-HE 1650Lm 2700K CRI82 Dali	913A03XX4B02	24.1	913A03XX4E02	24.9	913A03XX4H02	29.4	12.9	128	82	0.95	II
LV-HE 1725Lm 3000K CRI82 No dim	913B03XX4K02	24.2	913B03XX4L02	25.1	913B03XX4M02	29.6	12.9	134	82	0.93	II
LV-HE 1725Lm 3000K CRI82 Dali	913B03XX4B02	24.2	913B03XX4E02	25.1	913B03XX4H02	29.6	12.9	134	82	0.95	II
LV-HE 1750Lm 4000K CRI82 No dim	913E03XX4K02	24.3	913E03XX4L02	25.2	913E03XX4M02	29.6	12.9	136	82	0.93	II
LV-HE 1750Lm 4000K CRI82 Dali	913E03XX4B02	24.3	913E03XX4E02	25.2	913E03XX4H02	29.6	12.9	136	82	0.95	II
LV 1150Lm 2700K CRI97 No dim	915A03XX4K02	22.8	915A03XX4L02	23.7	915A03XX4M02	28.1	13.8	83	97	0.93	II
LV 1150Lm 2700K CRI97 Dali	915A03XX4B02	22.8	915A03XX4E02	23.7	915A03XX4H02	28.1	13.8	83	97	0.95	II
LV 1250Lm 3000K CRI97 No dim	915B03XX4K02	23.1	915B03XX4L02	24.0	915B03XX4M02	28.4	13.8	91	97	0.93	II
LV 1250Lm 3000K CRI97 Dali	915B03XX4B02	23.1	915B03XX4E02	24.0	915B03XX4H02	28.4	13.8	91	97	0.95	II
LV 1350Lm 4000K CRI97 No dim	915G03XX4K02	23.4	915G03XX4L02	24.2	915G03XX4M02	28.7	13.8	98	97	0.93	II
LV 1350Lm 4000K CRI97 Dali	915G03XX4B02	23.4	915G03XX4E02	24.2	915G03XX4H02	28.7	13.8	98	97	0.95	II
LV 1250Lm 1800-3000K CRI97 Dali	915E03XX4B02	23.1	915E03XX4E02	24.0	915E03XX4H02	28.4	13.8	91	97	0.95	II
LV-TW 1250Lm 2700-6500K CRI85/94 Dali	-	-	916A03XX4W02	24.0	916A03XX4Y02	28.4	11.4	110	85/94	0.90	II

LV versions also available with: Triac dim Casambi 1-10V & Push Check our datasheets, pricelist or website for all available versions

All values are measured at 230V (+/- 7%). See page 188-189 for the HV-FD dimmerlist.





COLOURS



Matt white
RAL 9016 (XX=MW)



Matt black
RAL 9005 (XX=BL)

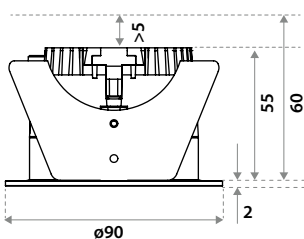
SPRINGS



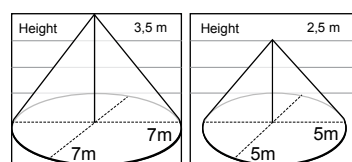
Standard with CS springs (concrete/gyproc).
Also available as above with
WS springs (gyproc/metal).

SensorLinea 75

DIMENSIONS



DETECTION AREA



SPECIFICATIONS

Beam angle (FWHM)	80°
Fixture material	Housing: Die cast aluminium Reflector glass: Polycarbonate
Environment	Indoor
IP rate	IP44
IK rate	IK03
Operating temperature (T _a)	-20°C / +30°C
Safety marks	EN60598 / EN62031 / EN62471
EMC compliance	EN55015
Colour consistency (SDCM)	MacAdam step 3
Warranty	7 years
Detection range	120°
Turn-on time	200 ms
Inrush current	0 mA (max. 220 pcs. per type B16 Amp)
Surge protection	L-N > 1kV; L-E, N-E > 2kV
Audible noise	21 dB
Time setting	4 min. (cannot be changed)

This luminaire contains built-in LED lamps.

There are no exchangeable parts inside the luminaire.

EU 874/2012



Using CS springs: Ø 75 mm.
Thickness ceiling 5-60 mm
& recess depth 60 mm.



Using WS springs: Ø 77 mm.
Thickness ceiling 1-55 mm
& recess depth 60 mm.

IP20

Only when the product is installed in a closed ceiling may it be exposed to water splashes, and only on its front side.

IP44



Sensor luminaires turn on for 4 minutes after detecting movement.



Sensor luminaires turn on for 4 minutes after detecting movement.




ITEM SPECIFICATIONS

See pricelist 2025 page 58

Description	Item code	Extra	Input	W per lamp	Lm/W	CRI (typ.)	UGR	Pf	Safety class
SensorLinea 75 HV 600 Lm 3000K 80°	912S03XX5D02	Incl. 3P conn.box	220-240V	15.0	40	83	25.9	0.99	II
SensorLinea 75 HV 600 Lm 4000K 80°	912S03XX5F02	Incl. 3P conn.box	220-240V	15.0	40	83	25.9	0.99	II

All values are measured at 230V (+/- 7%).






ø 180 mm

BEAM ANGLE



Reflector
LV: 24° / 60°
LV-TW: 60°



Lens
HV-FD: 40°



Diffuser
HV-FD: 80°
LV: 80°
LV-TW: 80°

COLOURS



Matt white
RAL 9016 (XX=MW)



Matt black
RAL 9005 (XX=BL)

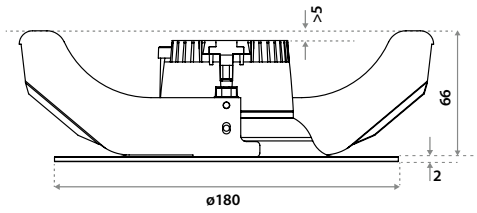
SPRINGS



Standard with GS springs (concrete/gyproc).
Also available as above with
WS springs (gyproc/metal).

Linea 120

DIMENSIONS



SPECIFICATIONS

Beam angle (FWHM)	See the item specifications below
Fixture material	Housing: Die cast aluminium Reflector glass: Polycarbonate
Environment	Indoor
IP rate	IP20 / IP65 ¹
IK rate	IK03
Operating temperature (Ta)	-20°C / +45°C
Safety marks	EN60598 / EN62031 / EN62471
EMC compliance	EN55015
Colour consistency (SDCM)	MacAdam step 3
Warranty	7 years



CHOOSE YOUR LV LUMEN OUTPUT

CRI82 standard	mA	W per lamp	Lumen Output			Lumen / Watt		
			2700K	3000K	4000K	2700K	3000K	4000K
Special request	125	4.5	625	650	675	140	145	151
Special request	250	9.1	1225	1250	1275	135	138	140
Special request	350	12.9	1650	1725	1750	128	134	136
Special request	450	17.8	2075	2150	2175	116	120	122
Special request	500	19.7	2250	2325	2350	114	118	120

CRI97 standard	mA	W per lamp	Lumen Output			Lumen / Watt		
			2700K	3000K	4000K	2700K	3000K	4000K
Special request	125	5.0	475	500	525	95	100	105
Special request	250	9.8	850	900	1000	87	92	102
Standard	350	13.8	1150	1250	1350	83	91	98
Special request	450	18.0	1475	1600	1750	82	89	97
Standard	500	20.1	1625	1800	1925	81	89	96



Using GS springs. Ø 120-165 mm.
Thickness ceiling 8-70 mm & recess depth 70 mm. For plasterboard ceilings or similar harder materials. Turn the ring on the front counterclockwise after installation.



Using WS springs: Ø 120-145 mm.
Thickness ceiling 1-35 & recess depth 70 mm. For soft ceiling tiles. We recommend using a wooden plate or a ceiling ring on the reverse side of the tile.

IP20

MADE IN HOLLAND

7 YEAR WARRANTY

ECO

¹ Not for HV-FD 40° version.

ITEM SPECIFICATIONS See pricelist 2025 page 40

Description Linea 120	40°		80°		W per lamp	Lm/W	CRI (typ.)	Pf	Safety class
	Item code	UGR	Item code	UGR					
HV-FD 800Lm 2700K Triac dim	892A03XX5J02	10.5	892A03XX5K02	21.7	10.5	76	93	0.99	I
HV-FD 800Lm 3000K Triac dim	892A03XX5L02	10.5	892A03XX5M02	21.7	10.3	78	93	0.99	I
HV-FD 800Lm 4000K Triac dim	892A03XX5N02	10.5	892A03XX5P02	21.7	10.1	79	93	0.99	I
HV-FD 800Lm 2200-3000K Triac dim	892A03XX5Q02	10.5	892A03XX5R02	21.7	10.3	78	93	0.99	I

Description Linea 120	24°		60°		80°		W per lamp	Lm/W	CRI (typ.)	Pf	Safety class
	Item code	UGR	Item code	UGR	Item code	UGR					
LV-HE 1650Lm 2700K CRI82 No dim	893A03XX2U02	18.9	893A03XX2V02	19.7	893A03XX2W02	24.2	12.9	128	82	0.95	II
LV-HE 1650Lm 2700K CRI82 Dali	893A03XX2L02	18.9	893A03XX2P02	19.7	893A03XX2S02	24.2	12.9	128	82	0.95	II
LV-HE 1725Lm 3000K CRI82 No dim	893B03XX2U02	19.0	893B03XX2V02	19.9	893B03XX2W02	24.3	12.9	134	82	0.95	II
LV-HE 1725Lm 3000K CRI82 Dali	893B03XX2L02	19.0	893B03XX2P02	19.9	893B03XX2S02	24.3	12.9	134	82	0.95	II
LV-HE 1750Lm 4000K CRI82 No dim	893E03XX2U02	19.1	893E03XX2V02	19.9	893E03XX2W02	24.4	12.9	136	82	0.95	II
LV-HE 1750Lm 4000K CRI82 Dali	893E03XX2L02	19.1	893E03XX2P02	19.9	893E03XX2S02	24.4	12.9	136	82	0.95	II
LV-HE 2250Lm 2700K CRI82 No dim	893G03XX2U02	19.9	893G03XX2V02	20.8	893G03XX2W02	25.3	19.7	114	82	0.95	II
LV-HE 2325Lm 3000K CRI82 No dim	893H03XX2U02	20.2	893H03XX2V02	21.0	893H03XX2W02	25.5	19.7	118	82	0.95	II
LV-HE 2350Lm 4000K CRI82 No dim	893J03XX2U02	20.2	893J03XX2V02	21.1	893J03XX2W02	25.5	19.7	120	82	0.95	II
LV 1150Lm 2700K CRI97 No dim	895A03XX2U02	17.6	895A03XX2V02	18.5	895A03XX2W02	22.9	13.8	83	97	0.95	II
LV 1150Lm 2700K CRI97 Dali	895A03XX2L02	17.6	895A03XX2P02	18.5	895A03XX2S02	22.9	13.8	83	97	0.95	II
LV 1250Lm 3000K CRI97 No dim	895B03XX2U02	17.9	895B03XX2V02	18.8	895B03XX2W02	23.2	13.8	91	97	0.95	II
LV 1250Lm 3000K CRI97 Dali	895B03XX2L02	17.9	895B03XX2P02	18.8	895B03XX2S02	23.2	13.8	91	97	0.95	II
LV 1350Lm 4000K CRI97 No dim	895G03XX2U02	18.2	895G03XX2V02	19.0	895G03XX2W02	23.5	13.8	98	97	0.95	II
LV 1350Lm 4000K CRI97 Dali	895G03XX2L02	18.2	895G03XX2P02	19.0	895G03XX2S02	23.5	13.8	98	97	0.95	II
LV 1625Lm 2700K CRI97 No dim	895K03XX2U02	18.8	895K03XX2V02	19.7	895K03XX2W02	24.1	20.1	81	97	0.95	II
LV 1800Lm 3000K CRI97 No dim	895L03XX2U02	19.1	895L03XX2V02	20.0	895L03XX2W02	24.5	20.1	89	97	0.95	II
LV 1925Lm 4000K CRI97 No dim	895M03XX2U02	19.4	895M03XX2V02	20.3	895M03XX2W02	24.7	20.1	96	97	0.95	II
LV 1250Lm 1800-3000K CRI97 Dali	895E03XX2L02	17.9	895E03XX2P02	18.8	895E03XX2S02	23.2	13.8	91	97	0.95	II
LV-TW 1250Lm 2700-6500K CRI85/94 Dali	-	-	896B03XX2B02	18.8	896B03XX2D02	23.2	11.4	110	85/94	0.90	II

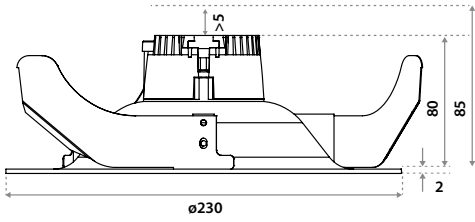
LV versions also available with: Dali Triac dim Casambi 1-10V & Push [Check our datasheets, pricelist or website for all available versions](#)

All values are measured at 230V (+/- 7%). See page 188-189 for the HV-FD dimmerlist.



Linea 185

DIMENSIONS



SPECIFICATIONS

Beam angle (FWHM)	See the item specifications below
Fixture material	Housing: Die cast aluminium Reflector glass: Polycarbonate
Environment	Indoor
IP rate	IP20 / IP65
IK rate	IK03
Operating temperature (Ta)	-20°C / +45°C
Safety marks	EN60598 / EN62031 / EN62471
EMC compliance	EN55015
Colour consistency (SDCM)	MacAdam step 3
Warranty	7 years



Only when the product is installed in a closed ceiling may it be exposed to water splashes, and only on its front side.

CHOOSE YOUR LV LUMEN OUTPUT

CRI82 standard	mA	W per lamp	Lumen Output			Lumen / Watt		
			2700K	3000K	4000K	2700K	3000K	4000K
Special request	125	4.5	625	650	675	140	145	151
Special request	250	9.1	1225	1250	1275	135	138	140
Special request	350	12.9	1650	1725	1750	128	134	136
Special request	450	17.8	2075	2150	2175	116	120	122
Special request	500	19.7	2250	2325	2350	114	118	120
Special request	600	24.7	2650	2750	2775	107	111	112
Special request	650	27.3	2750	2875	2900	101	105	106

CRI97 standard	mA	W per lamp	Lumen Output			Lumen / Watt		
			2700K	3000K	4000K	2700K	3000K	4000K
Special request	125	5.0	475	500	525	95	100	105
Special request	250	9.8	850	900	1000	87	92	102
Standard	350	13.8	1150	1250	1350	83	91	98
Special request	450	18.0	1475	1600	1750	82	89	97
Standard	500	20.1	1625	1800	1925	81	89	96
Special request	600	23.9	1900	2050	2225	80	86	93
Standard	650	26.0	2050	2250	2400	79	86	92



Using **GS springs**. Ø 170-175 mm.
Thickness ceiling 8-85 mm & recess depth 85 mm. For plasterboard ceilings or similar harder materials. Turn the ring on the front counterclockwise after installation.



Using **WS springs**: Ø 180-210 mm.
Thickness ceiling 1-35 & recess depth 85 mm. For soft ceiling tiles.
We recommend taking down the ceiling tile before installing the product.



ITEM SPECIFICATIONS

See pricelist 2025 page 44

Description Linea 185	24°		60°		80°		W per lamp	Lm/W	CRI (typ.)	Pf	Safety class
	Item code	UGR	Item code	UGR	Item code	UGR					
LV-HE 1650Lm 2700K CRI82 No dim	873A03XX2U02	16.7	873A03XX2V02	17.6	873A03XX2W02	22.1	12.9	128	82	0.95	II
LV-HE 1650Lm 2700K CRI82 Dali	873A03XX2L02	16.7	873A03XX2P02	17.6	873A03XX2S02	22.1	12.9	128	82	0.95	II
LV-HE 1725Lm 3000K CRI82 No dim	873B03XX2U02	16.9	873B03XX2V02	17.8	873B03XX2W02	22.2	12.9	134	82	0.95	II
LV-HE 1725Lm 3000K CRI82 Dali	873B03XX2L02	16.9	873B03XX2P02	17.8	873B03XX2S02	22.2	12.9	134	82	0.95	II
LV-HE 1750Lm 4000K CRI82 No dim	873E03XX2U02	16.9	873E03XX2V02	17.8	873E03XX2W02	22.3	12.9	136	82	0.95	II
LV-HE 1750Lm 4000K CRI82 Dali	873E03XX2L02	16.9	873E03XX2P02	17.8	873E03XX2S02	22.3	12.9	136	82	0.95	II
LV-HE 2250Lm 2700K CRI82 No dim	873G03XX2U02	17.8	873G03XX2V02	18.7	873G03XX2W02	23.1	19.7	114	82	0.95	II
LV-HE 2325Lm 3000K CRI82 No dim	873H03XX2U02	18.0	873H03XX2V02	18.9	873H03XX2W02	23.4	19.7	118	82	0.95	II
LV-HE 2350Lm 4000K CRI82 No dim	873J03XX2U02	18.1	873J03XX2V02	18.9	873J03XX2W02	23.4	19.7	120	82	0.95	II
LV-HE 2750Lm 2700K CRI82 No dim	873K03XX2U02	18.5	873K03XX2V02	19.4	873K03XX2W02	23.8	27.3	101	82	0.95	II
LV-HE 2875Lm 3000K CRI82 No dim	873L03XX2U02	18.7	873L03XX2V02	19.5	873L03XX2W02	24.0	27.3	105	82	0.95	II
LV-HE 2900Lm 4000K CRI82 No dim	873M03XX2U02	18.7	873M03XX2V02	19.6	873M03XX2W02	24.0	27.3	106	82	0.95	II
LV 1150Lm 2700K CRI97 No dim	875A03XX2U02	15.5	875A03XX2V02	16.3	875A03XX2W02	20.8	13.8	83	97	0.95	II
LV 1150Lm 2700K CRI97 Dali	875A03XX2L02	15.5	875A03XX2P02	16.3	875A03XX2S02	20.8	13.8	83	97	0.95	II
LV 1250Lm 3000K CRI97 No dim	875B03XX2U02	15.8	875B03XX2V02	16.6	875B03XX2W02	21.1	13.8	91	97	0.95	II
LV 1250Lm 3000K CRI97 Dali	875B03XX2L02	15.8	875B03XX2P02	16.6	875B03XX2S02	21.1	13.8	91	97	0.95	II
LV 1350Lm 4000K CRI97 No dim	875G03XX2U02	16.0	875G03XX2V02	16.9	875G03XX2W02	21.3	13.8	98	97	0.95	II
LV 1350Lm 4000K CRI97 Dali	875G03XX2L02	16.0	875G03XX2P02	16.9	875G03XX2S02	21.3	13.8	98	97	0.95	II
LV 1625Lm 2700K CRI97 No dim	875K03XX2U02	16.7	875K03XX2V02	17.5	875K03XX2W02	22.0	20.1	81	97	0.95	II
LV 1800Lm 3000K CRI97 No dim	875L03XX2U02	17.0	875L03XX2V02	17.9	875L03XX2W02	22.3	20.1	89	97	0.95	II
LV 1925Lm 4000K CRI97 No dim	875M03XX2U02	17.3	875M03XX2V02	18.1	875M03XX2W02	22.6	20.1	96	97	0.95	II
LV 2050Lm 2700K CRI97 No dim	875N03XX2U02	17.5	875N03XX2V02	18.3	875N03XX2W02	22.8	26.0	79	97	0.95	II
LV 2250Lm 3000K CRI97 No dim	875P03XX2U02	17.8	875P03XX2V02	18.7	875P03XX2W02	23.1	26.0	86	97	0.95	II
LV 2400Lm 4000K CRI97 No dim	875Q03XX2U02	18.0	875Q03XX2V02	18.9	875Q03XX2W02	23.3	26.0	92	97	0.95	II
LV 1250Lm 1800-3000K CRI97 Dali	875E03XX2L02	15.8	875E03XX2P02	16.6	875E03XX2S02	21.1	13.8	91	97	0.95	II
LV-TW 1250Lm 2700-6500K CRI85/94 Dali	-	-	876A03XX2B02	16.6	876A03XX2D02	21.1	11.4	110	85/94	0.90	II

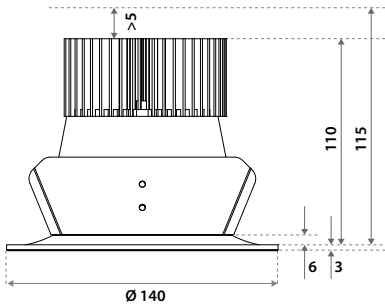
LV versions also available with: Dali Triac dim Casambi 1-10V & Push Check our datasheets, pricelist or website for all available versions

All values are measured at 230V (+/- 7%). See page 188-189 for the HV-FD dimmerlist.



Linea DS-FS 120

DIMENSIONS



CHOOSE YOUR LUMEN OUTPUT

	mA	W per lamp		Lumen Output			Lumen / Watt		
		CRI82	CRI97	CRI82	CRI82	CRI97	CRI82	CRI82	CRI97
		3000K	4000K	3000K	4000K	3000K	3000K	4000K	3000K
Special request	250	9.2	9.4	1350	1400	800	147	152	85
Special request	350	13.1	13.2	1850	1900	1100	141	145	83
Special request	500	19.4	17.9	2525	2600	1450	130	134	81
Standard	700	27.9	27.0	3575	3650	2150	128	131	80
Standard	800	32.4	32.1	3825	4050	2500	118	125	78
Special request	900	36.8	35.5	4300	4500	2700	117	122	76
Special request	1050	43.7	41.7	4900	5100	3000	112	117	72
Standard	1200	51.2	50.5	5550	5800	3250 ¹	108	113	64
Special request	1400	x	57.2	x	x	3750 ²	x	x	66

¹ For large downlights CRI97 No dim. ² For large downlights CR97 1-10V and Dali.

SPECIFICATIONS

Beam angle (FWHM)	18° / 37° / 60° (On request 80°)
Fixture material	Die cast aluminium / Glass
Environment	Indoor
IP rate	IP20 / IP44
IK rate	IK09
Operating temperature (Ta)	-20°C / +45°C
Safety marks	EN60598 / EN62031 / EN62471
EMC compliance	EN55015
Colour consistency (SDCM)	MacAdam step 3
Warranty	7 years

This luminaire contains built-in LED lamps.

There are no exchangeable parts inside the luminaire.

EU 874/2012

Ask our sales department about the possibilities for:

- Tuneable white 2700-6500K.
- Extra High CRI LED options (see page 32)



IP20
IP44

Only when the product is installed in a closed ceiling may it be exposed to water splashes, and only on its front side.



Using CS springs. Ø 120 mm.
Thickness ceiling 10-115 mm & recess depth 115 mm. For plasterboard ceilings or similar harder materials thicker than 9 mm.



Using WS springs: Ø 120-130 mm.
Thickness ceiling 1-40 mm & recess depth 115 mm. For soft ceiling files. We recommend using a ceiling ring on the reverse side of the tile.



TCI LUMILEDS TE eldoLED bridgelux KGP

ITEM SPECIFICATIONS See pricelist 2025 page 54

Description Linea DS-FS 120	18°		37°		60°		mA	W per lamp	Lm/W	CRI (typ.)	Pf	Safety class
	Item code	UGR	Item code	UGR	Item code	UGR						
LV-HE 3575Lm 3000K CRI82 No dim	28N003XXCA02	18.6	28N003XXCB02	18.1	28N003XXCC02	21.1	700	27.9	128	82	0.95	II
LV-HE 3575Lm 3000K CRI82 1-10V & Push	28N003XXNA02	18.6	28N003XXNB02	18.1	28N003XXNC02	21.1	700	27.9	128	82	0.95	II
LV-HE 3575Lm 3000K CRI82 Dali	28N003XXPA02	18.6	28N003XXPB02	18.1	28N003XXPC02	21.1	700	27.9	128	82	0.95	II
LV-HE 3650Lm 4000K CRI82 No dim	28N003XXCD02	18.6	28N003XXCE02	18.1	28N003XXCF02	21.1	700	27.9	131	82	0.95	II
LV-HE 3650Lm 4000K CRI82 1-10V & Push	28N003XXND02	18.6	28N003XXNE02	18.1	28N003XXNF02	21.1	700	27.9	131	82	0.95	II
LV-HE 3650Lm 4000K CRI82 Dali	28N003XXPD02	18.6	28N003XXPE02	18.1	28N003XXPF02	21.1	700	27.9	131	82	0.95	II
LV 2500Lm 3000K CRI97 No dim	282003XXCG02	17.3	282003XXCH02	16.8	282003XXCJ02	19.8	800	32.1	78	97	0.95	I
LV 2500Lm 3000K CRI97 1-10V & Push	282003XXNG02	17.3	282003XXNH02	16.8	282003XXNJ02	19.8	800	32.1	78	97	0.95	II
LV 2500Lm 3000K CRI97 Dali	282003XXPG02	17.3	282003XXPH02	16.8	282003XXPJ02	19.8	800	32.1	78	97	0.95	II
LV-HE 5550Lm 3000K CRI82 No dim	28N003XXCR02	20.1	28N003XXCS02	19.6	28N003XXCT02	22.6	1200	51.2	108	82	0.95	II
LV-HE 5550Lm 3000K CRI82 1-10V & Push	28N003XXNK02	20.1	28N003XXNL02	19.6	28N003XXNM02	22.6	1200	51.2	108	82	0.95	I
LV-HE 5550Lm 3000K CRI82 Dali	28N003XXPK02	20.1	28N003XXPL02	19.6	28N003XXPM02	22.6	1200	51.2	108	82	0.95	I
LV-HE 5800Lm 4000K CRI82 No dim	28N003XXCU02	20.2	28N003XXCV02	19.7	28N003XXCW02	22.8	1200	51.2	113	82	0.95	II
LV-HE 5800Lm 4000K CRI82 1-10V & Push	28N003XXNN02	20.2	28N003XXNP02	19.7	28N003XXNQ02	22.8	1200	51.2	113	82	0.95	I
LV-HE 5800Lm 4000K CRI82 Dali	28N003XXPN02	20.2	28N003XXPP02	19.7	28N003XXPQ02	22.8	1200	51.2	113	82	0.95	I
LV 3250Lm 3000K CRI97 No dim	282003XXFD02	18.2	282003XXFE02	17.7	282003XXFF02	20.8	1200	50.5	64	97	0.95	II
LV 3750Lm 3000K CRI97 1-10V & Push	282003XXNR02	18.7	282003XXNS02	18.2	282003XXNT02	21.2	1400	57.2	66	97	0.95	I
LV 3750Lm 3000K CRI97 Dali	282003XXPR02	18.7	282003XXPS02	18.2	282003XXPT02	21.2	1400	57.2	66	97	0.95	I

All values are measured at 230V (+/- 7%).



LINEA SERIES

LINEA DS-F 150



↔
ø 180 mm

BEAM ANGLE



Reflector
LV: 45° / 65°



Diffuser
LV: 80° (On request)

COLOURS



Matt white
RAL 9016 (XX=MW)



Matt black
RAL 9005 (XX=BL)

SPRINGS

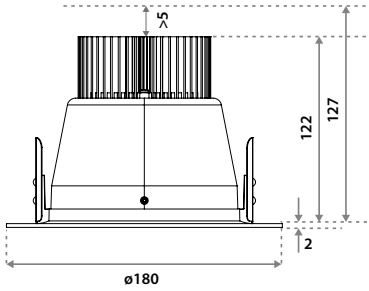


Standard with CS springs (concrete/gyproc).
Also available as above with WS springs (gyproc/metal).

DOWNLIGHTS (LARGE)

Linea DS-F 150

DIMENSIONS



CHOOSE YOUR LUMEN OUTPUT

	mA	W per lamp		Lumen Output			Lumen / Watt		
		CRI82	CRI97	CRI82	CRI82	CRI97	CRI82	CRI82	CRI97
		3000K	4000K	3000K	4000K	3000K	3000K	4000K	3000K
Special request	250	9.2	9.4	1350	1400	800	147	152	85
Special request	350	13.1	13.2	1850	1900	1100	141	145	83
Special request	500	19.4	17.9	2525	2600	1450	130	134	81
Standard	700	27.9	27.0	3575	3650	2150	128	131	80
Standard	800	32.4	32.1	3825	4050	2500	118	125	78
Special request	900	36.8	35.5	4300	4500	2700	117	122	76
Special request	1050	43.7	41.7	4900	5100	3000	112	117	72
Standard	1200	51.2	50.5	5550	5800	3250 ¹	108	113	64
Special request	1400	x	57.2	x	x	3750 ²	x	x	66

¹ For large downlights CRI97 No dim. ² For large downlights CR97 1-10V and Dali.

SPECIFICATIONS

Beam angle (FWHM)	45° / 65° (On request 80°)
Fixture material	Die cast aluminium / Glass
Environment	Indoor
IP rate	IP20 / IP44
IK rate	IK09
Operating temperature (Ta)	-20°C / +45°C
Safety marks	EN60598 / EN62031 / EN62471
EMC compliance	EN55015
Colour consistency (SDCM)	MacAdam step 3
Warranty	7 years

IP20
IP44

Only when the product is installed in a closed ceiling may it be exposed to water splashes, and only on its front side.

This luminaire contains built-in LED lamps.

There are no exchangeable parts inside the luminaire.

EU 874/2012

Ask our sales department about the possibilities for:

- Tuneable white 2700-6500K.
- Extra High CRI LED options (see page 32)



Using CS springs. Ø 160 mm.
Thickness ceiling 5-148 mm & recess depth 148 mm. For plasterboard ceilings or similar harder materials.



Using WS springs: Ø 150-165 mm.
Thickness ceiling 1-35 mm & recess depth 148 mm. For soft ceiling tiles. We recommend using a ceiling ring on the reverse side of the tile.



ITEM SPECIFICATIONS

See pricelist 2025 page 55

Description Linea DS-F 150	45°		65°		mA	W per lamp	Lm/W	CRI (typ.)	Pf	Safety class
	Item code	UGR	Item code	UGR						
LV-HE 3575Lm 3000K CRI82 No dim	18N503XXJA02	16.2	18N503XXJB02	19.1	700	27.9	128	82	0.95	II
LV-HE 3575Lm 3000K CRI82 1-10V & Push	18N503XXN202	16.2	18N503XXN302	19.1	700	27.9	128	82	0.95	II
LV-HE 3575Lm 3000K CRI82 Dali	18N503XXP202	16.2	18N503XXP302	19.1	700	27.9	128	82	0.95	II
LV-HE 3650Lm 4000K CRI82 No dim	18N503XXJC02	16.3	18N503XXJD02	19.2	700	27.9	131	82	0.95	II
LV-HE 3650Lm 4000K CRI82 1-10V & Push	18N503XXN402	16.3	18N503XXN502	19.2	700	27.9	131	82	0.95	II
LV-HE 3650Lm 4000K CRI82 Dali	18N503XXP402	16.3	18N503XXP502	19.2	700	27.9	131	82	0.95	II
LV 2500Lm 3000K CRI97 No dim	180503XXCX02	15.0	180503XXCY02	17.9	800	32.1	78	97	0.95	I
LV 2500Lm 3000K CRI97 1-10V & Push	180503XXN002	15.0	180503XXNI02	17.9	800	32.1	78	97	0.95	II
LV 2500Lm 3000K CRI97 Dali	180503XXP002	15.0	180503XXPI02	17.9	800	32.1	78	97	0.95	II
LV-HE 5550Lm 3000K CRI82 No dim	18N503XXCK02	17.7	18N503XXCL02	20.6	1200	51.2	108	82	0.95	II
LV-HE 5550Lm 3000K CRI82 1-10V & Push	18N503XXNU02	17.7	18N503XXNV02	20.6	1200	51.2	108	82	0.95	I
LV-HE 5550Lm 3000K CRI82 Dali	18N503XXPU02	17.7	18N503XXPV02	20.6	1200	51.2	108	82	0.95	I
LV-HE 5800Lm 4000K CRI82 No dim	18N503XXCM02	17.9	18N503XXCN02	20.8	1200	51.2	113	82	0.95	II
LV-HE 5800Lm 4000K CRI82 1-10V & Push	18N503XXNW02	17.9	18N503XXNX02	20.8	1200	51.2	113	82	0.95	I
LV-HE 5800Lm 4000K CRI82 Dali	18N503XXPW02	17.9	18N503XXPX02	20.8	1200	51.2	113	82	0.95	I
LV 3250Lm 3000K CRI97 No dim	180503XXCP02	15.9	180503XXCQ02	18.8	1200	50.5	64	97	0.95	II
LV 3750Lm 3000K CRI97 1-10V & Push	180503XXNY02	16.4	180503XXNZ02	19.3	1400	57.2	66	97	0.95	I
LV 3750Lm 3000K CRI97 Dali	180503XXPY02	16.4	180503XXPZ02	19.3	1400	57.2	66	97	0.95	I

All values are measured at 230V (+/- 7%).





←-----→
ø 230 mm

BEAM ANGLE



Reflector
LV: 45° / 65°



Diffuser
LV: 80° (On request)

COLOURS



Matt white
RAL 9016 (XX=MW)



Matt black
RAL 9005 (XX=BL)

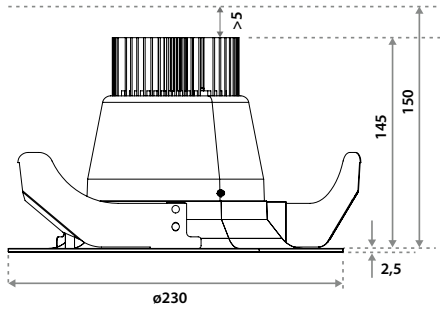
SPRINGS



Standard with GS springs (concrete/gyproc).
Also available as above with
WS springs (gyproc/metal).

Linea DS-FX 185

DIMENSIONS



CHOOSE YOUR LUMEN OUTPUT

	mA	W per lamp		Lumen Output			Lumen / Watt		
		CRI82	CRI97	CRI82	CRI82	CRI97	CRI82	CRI82	CRI97
		3000K	4000K	3000K	3000K	4000K	3000K		
Special request	250	9.2	9.4	1350	1400	800	147	152	85
Special request	350	13.1	13.2	1850	1900	1100	141	145	83
Special request	500	19.4	17.9	2525	2600	1450	130	134	81
Standard	700	27.9	27.0	3575	3650	2150	128	131	80
Standard	800	32.4	32.1	3825	4050	2500	118	125	78
Special request	900	36.8	35.5	4300	4500	2700	117	122	76
Special request	1050	43.7	41.7	4900	5100	3000	112	117	72
Standard	1200	51.2	50.5	5550	5800	3250 ¹	108	113	64
Special request	1400	x	57.2	x	x	3750 ²	x	x	66

¹ For large downlights CRI97 No dim. ² For large downlights CR97 1-10V and Dali.

SPECIFICATIONS

Beam angle (FWHM)	45° / 65° (On request 80°)
Fixture material	Die cast aluminium / Glass
Environment	Indoor
IP rate	IP20 / IP44
IK rate	IK09
Operating temperature (Ta)	-20°C / +45°C
Safety marks	EN60598 / EN62031 / EN62471
EMC compliance	EN55015
Colour consistency (SDCM)	MacAdam step 3
Warranty	7 years

This luminaire contains built-in LED lamps.
There are no exchangeable parts inside the luminaire.
EU 874/2012
Ask our sales department about the possibilities for:
- Tuneable white 2700-6500K.
- Extra High CRI LED options (see page 32)



IP20
IP44

Only when the product is installed in a closed ceiling may it be exposed to water splashes, and only on its front side.



Using GS springs. Ø 170-210 mm.
Thickness ceiling 8-173 mm & recess depth 173 mm. For plasterboard ceilings or similar harder materials. Turn the ring on the front counterclockwise after installation.



Using WS springs: Ø 170-210 mm.
Thickness ceiling 1-40 mm & recess depth 173 mm. For soft ceiling tiles we recommend using a wooden plate or a ceiling ring on the reverse side of the tile.

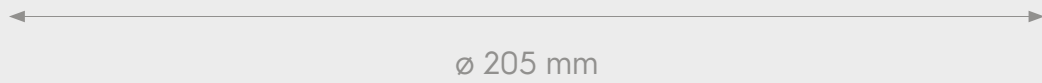



ITEM SPECIFICATIONS See pricelist 2025 page 56


Description Linea DS-FX 185	45°		65°		mA	W per lamp	Lm/W	CRI (typ.)	Pf	Safety class
	Item code	UGR	Item code	UGR						
LV-HE 3575Lm 3000K CRI82 No dim	1BN703XXJE02	16.2	1BN703XXJF02	19.1	700	27.9	128	82	0.95	II
LV-HE 3575Lm 3000K CRI82 1-10V & Push	1BN703XXU202	16.2	1BN703XXU302	19.1	700	27.9	128	82	0.95	II
LV-HE 3575Lm 3000K CRI82 Dali	1BN703XXV202	16.2	1BN703XXV302	19.1	700	27.9	128	82	0.95	II
LV-HE 3650Lm 4000K CRI82 No dim	1BN703XXJG02	16.3	1BN703XXJH02	19.2	700	27.9	131	82	0.95	II
LV-HE 3650Lm 4000K CRI82 1-10V & Push	1BN703XXU402	16.3	1BN703XXU502	19.2	700	27.9	131	82	0.95	II
LV-HE 3650Lm 4000K CRI82 Dali	1BN703XXV402	16.3	1BN703XXV502	19.2	700	27.9	131	82	0.95	II
LV 2500Lm 3000K CRI97 No dim	1BNA03XXGX02	15.0	1BNA03XXGY02	17.9	800	32.1	78	97	0.95	I
LV 2500Lm 3000K CRI97 1-10V & Push	1BNA03XXU002	15.0	1BNA03XXU102	17.9	800	32.1	78	97	0.95	II
LV 2500Lm 3000K CRI97 Dali	1BNA03XXV002	15.0	1BNA03XXV102	17.9	800	32.1	78	97	0.95	II
LV-HE 5550Lm 3000K CRI82 No dim	1BN703XXGK02	17.7	1BN703XXGL02	20.6	1200	51.2	108	82	0.95	II
LV-HE 5550Lm 3000K CRI82 1-10V & Push	1BN703XXUU02	17.7	1BN703XXUV02	20.6	1200	51.2	108	82	0.95	I
LV-HE 5550Lm 3000K CRI82 Dali	1BN703XXVU02	17.7	1BN703XXVV02	20.6	1200	51.2	108	82	0.95	I
LV-HE 5800Lm 4000K CRI82 No dim	1BN703XXGM02	17.9	1BN703XXGN02	20.8	1200	51.2	113	82	0.95	II
LV-HE 5800Lm 4000K CRI82 1-10V & Push	1BN703XXUW02	17.9	1BN703XXUX02	20.8	1200	51.2	113	82	0.95	I
LV-HE 5800Lm 4000K CRI82 Dali	1BN703XXVW02	17.9	1BN703XXVX02	20.8	1200	51.2	113	82	0.95	I
LV 3250Lm 3000K CRI97 No dim	1BNA03XXGP02	15.9	1BNA03XXGQ02	18.8	1200	50.5	64	97	0.95	II
LV 3750Lm 3000K CRI97 1-10V & Push	1BNA03XXUY02	16.4	1BNA03XXUZ02	19.3	1400	57.2	66	97	0.95	I
LV 3750Lm 3000K CRI97 Dali	1BNA03XXVY02	16.4	1BNA03XXVZ02	19.3	1400	57.2	66	97	0.95	I

All values are measured at 230V (+/- 7%).





BEAM ANGLE



Reflector
LV: 18° / 37° / 60°



Diffuser
LV: 80° (On request)

COLOURS



Matt white
RAL 9016 (XX=MW)



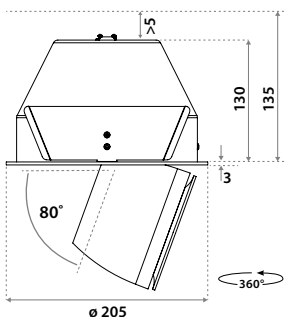
Matt black
RAL 9005 (XX=BL)

SPRINGS

Standard with CS springs (concrete/gyproc).
Also available with GS springs (gyproc).

Linea DS-A 195*

DIMENSIONS



CHOOSE YOUR LUMEN OUTPUT

	mA	W per lamp		Lumen Output			Lumen / Watt		
		CRI82	CRI97	CRI82	CRI82	CRI97	CRI82	CRI82	CRI97
Special request	250	9.2	9.4	1350	1400	800	147	152	85
Special request	350	13.1	13.2	1850	1900	1100	141	145	83
Special request	500	19.4	17.9	2525	2600	1450	130	134	81
Standard	700	27.9	27.0	3575	3650	2150	128	131	80
Standard	800	32.4	32.1	3825	4050	2500	118	125	78
Special request	900	36.8	35.5	4300	4500	2700	117	122	76
Special request	1050	43.7	41.7	4900	5100	3000	112	117	72
Standard	1200	51.2	50.5	5550	5800	3250 ¹	108	113	64
Special request	1400	x	57.2	x	x	3750 ²	x	x	66

¹ For large downlights CRI97 No dim. ² For large downlights CR97 1-10V and Dali.

SPECIFICATIONS

Beam angle (FWHM)	18° / 37° / 60° (On request 80°)
Fixture material	Die cast aluminium / Glass
Environment	Indoor
IP rate	IP20
IK rate	IK09
Operating temperature (Ta)	-20°C / +45°C
Safety marks	EN60598 / EN62031 / EN62471
EMC compliance	EN55015
Colour consistency (SDCM)	MacAdam step 3
Warranty	7 years

This luminaire contains built-in LED lamps.
There are no exchangeable parts inside the luminaire.
EU 874/2012
Ask our sales department about the possibilities for:
- Tuneable white 2700-6500K.
- Extra High CRI LED options (see page 32)



Using CS springs: Ø 195 mm. Thickness ceiling 5-135 mm & recess depth 135 mm.
For plasterboard ceilings or similar harder materials. Turn the ring on the front counterclockwise after installation.



Using GS springs: Ø 195 mm. Thickness ceiling 1-135 mm & recess depth 135 mm.
For soft ceiling tiles we recommend using a wooden plate or a ceiling ring on the reverse side of the tile.



ITEM SPECIFICATIONS

See pricelist 2025 page 57

Description Linea DS-A 195*	18°		37°		60°		mA	W per lamp	Lm/W	CRI (typ.)	Pf	Safety class
	Item code	UGR	Item code	UGR	Item code	UGR						
LV-HE 3575Lm 3000K CRI82 No dim	13N603XXCA02	18.6	13N603XXCB02	18.1	130603XXCC02	21.1	700	279	128	82	0.95	II
LV-HE 3575Lm 3000K CRI82 1-10V & Push	13N603XXNA02	18.6	13N603XXNB02	18.1	130603XXNC02	21.1	700	279	128	82	0.95	II
LV-HE 3575Lm 3000K CRI82 Dali	13N603XXPA02	18.6	13N603XXPB02	18.1	130603XXPC02	21.1	700	279	128	82	0.95	II
LV-HE 3650Lm 4000K CRI82 No dim	13N603XXCD02	18.6	13N603XXCE02	18.1	130603XXCF02	21.1	700	279	131	82	0.95	II
LV-HE 3650Lm 4000K CRI82 1-10V & Push	13N603XXND02	18.6	13N603XXNE02	18.1	130603XXNF02	21.1	700	279	131	82	0.95	II
LV-HE 3650Lm 4000K CRI82 Dali	13N603XXPD02	18.6	13N603XXPE02	18.1	130603XXPF02	21.1	700	279	131	82	0.95	II
LV 2500Lm 3000K CRI97 No dim	130603XXCG02	17.3	130603XXCH02	16.8	130603XXCJ02	19.8	800	32.1	78	97	0.95	I
LV 2500Lm 3000K CRI97 1-10V & Push	130603XXNG02	17.3	130603XXNH02	16.8	130603XXNJ02	19.8	800	32.1	78	97	0.95	II
LV 2500Lm 3000K CRI97 Dali	130603XXPG02	17.3	130603XXPH02	16.8	130603XXPJ02	19.8	800	32.1	78	97	0.95	II
LV-HE 5550Lm 3000K CRI82 No dim	13N603XXCR02	20.1	13N603XXCS02	19.6	130603XXCT02	22.6	1200	51.2	108	82	0.95	II
LV-HE 5550Lm 3000K CRI82 1-10V & Push	13N603XXNK02	20.1	13N603XXNL02	19.6	130603XXNM02	22.6	1200	51.2	108	82	0.95	I
LV-HE 5550Lm 3000K CRI82 Dali	13N603XXPK02	20.1	13N603XXPL02	19.6	130603XXPM02	22.6	1200	51.2	108	82	0.95	I
LV-HE 5800Lm 4000K CRI82 No dim	13N603XXCU02	20.2	13N603XXCV02	19.7	130603XXCW02	22.8	1200	51.2	113	82	0.95	II
LV-HE 5800Lm 4000K CRI82 1-10V & Push	13N603XXNN02	20.2	13N603XXNP02	19.7	130603XXNQ02	22.8	1200	51.2	113	82	0.95	I
LV-HE 5800Lm 4000K CRI82 Dali	13N603XXPN02	20.2	13N603XXPP02	19.7	130603XXPQ02	22.8	1200	51.2	113	82	0.95	I
LV 3250Lm 3000K CRI97 No dim	130603XXFD02	18.2	130603XXFE02	17.7	130603XXFF02	20.7	1200	50.5	64	97	0.95	II
LV 3750Lm 3000K CRI97 1-10V & Push	130603XXNR02	18.7	130603XXNS02	18.2	130603XXNT02	21.2	1400	57.2	66	97	0.95	I
LV 3750Lm 3000K CRI97 Dali	130603XXPR02	18.7	130603XXPS02	18.2	130603XXPT02	21.2	1400	57.2	66	97	0.95	I

All values are measured at 230V (+/- 7%). *Running out in 2024/2025




Trackspots
Katoen
Linea AS

LINEA AS





Odion XS, With integrated power supply in the adapter, not visible after installation.



A honeycomb reduces the light output by ~25% compared to clear glass.)




↔
ø 125 mm

BEAM ANGLE



Reflector
LV: 18° / 37° / 60°



Diffuser
LV: 80° (On request)



Honeycomb
(Reduces the light output by -25% compared to clear glass.)

COLOURS



Matt white
RAL 9016 (XX=MW)

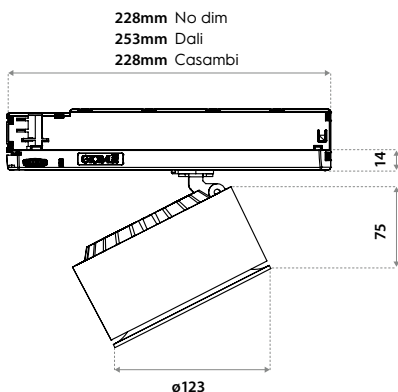


Matt black
RAL 9005 (XX=BL)

Linea AS-XS


DIMENSIONS

With integrated power supply in the adapter, not visible after installation.



TRACKS

On request! Ask our sales department about the possibilities.



SPECIFICATIONS

Beam angle (FWHM)	18° / 37° / 60° (On request 80°)
UGR (4H8H 70/50/20)	<19 (18° + 37°)
Fixture material	Die cast aluminium / Glass
Environment	Indoor
IP rate	IP20
IK rate	IK03
Operating temperature (T _a)	-20°C / +45°C
Safety marks	EN60598 / EN62031 / EN62471
EMC compliance	EN55015
Colour consistency (SDCM)	MacAdam step 3
Warranty	7 years
Safety class	I

IP20

This luminaire contains built-in LED lamps.

There are no exchangeable parts inside the luminaire.

EU 874/2012

Ask our sales department about the possibilities for:

- Extra High CRI LED options (see page 32)



CHOOSE YOUR LUMEN OUTPUT

	mA	W per lamp		Lumen Output			Lumen / Watt		
		CRI82	CRI97	CRI82	CRI82	CRI97	CRI82	CRI82	CRI97
Special request	500	19,4	17,9	2525	2600	1450	130	134	81
Standard	700	27,9	27,0	3575	3650	2150	128	131	80
Standard ¹	800	32,4	32,1	3825	4050	2500	118	125	78

¹ Standard for Linea AS-XS CRI97 No dim.



ITEM SPECIFICATIONS

See pricelist 2025 page 64

Description	18°		37°		60°		mA	W per lamp	Lm/W	CRI (typ.)	Pf
	Item code	UGR	Item code	UGR	Item code	UGR					
Linea AS-XS-HE 3575Lm 3000K CRI82 No dim	17N403XXHK02	13,5	17N403XXHL02	13,4	17N403XXHM02	16,6	700	27,0	111	82	0,97
Linea AS-XS-HE 3575Lm 3000K CRI82 Dali	17N403XXE402	13,5	17N403XXE502	13,4	17N403XXE602	16,6	700	27,0	111	82	0,97
Linea AS-XS-HE 3575Lm 3000K CRI82 Casambi	17N403XXJ402	13,5	17N403XXJ502	13,4	17N403XXJ602	16,6	700	27,0	111	82	0,97
Linea AS-XS-HE 3650Lm 4000K CRI82 No dim	17N403XXHN02	13,5	17N403XXHP02	13,5	17N403XXHQ02	16,7	700	27,0	126	82	0,97
Linea AS-XS-HE 3650Lm 4000K CRI82 Dali	17N403XXE702	13,5	17N403XXE802	13,5	17N403XXE902	16,7	700	27,0	126	82	0,97
Linea AS-XS-HE 3650Lm 4000K CRI82 Casambi	17N403XXJ702	13,5	17N403XXJ802	13,5	17N403XXJ902	16,7	700	27,0	126	82	0,97
Linea AS-XS 2500Lm 3000K CRI97 No dim	170403XXHG02	14,3	170403XXHH02	15,3	170403XXHJ02	19,8	800	32,1	78	97	0,97
Linea AS-XS 2150Lm 3000K CRI97 Dali	170403XXE102	14,2	170403XXE202	15,2	170403XXE302	19,6	700	27,0	80	97	0,97
Linea AS-XS 2150Lm 3000K CRI97 Casambi	170403XXJ102	14,2	170403XXJ202	15,2	170403XXJ302	19,6	700	27,0	80	97	0,97

All values are measured at 230V (+/- 7%).





UP TO
5800 LM

↔
ø 100 mm

BEAM ANGLE



Reflector
LV: 18° / 37° / 60°



Diffuser
LV: 80° (On request)



Honeycomb
(Reduces the light output by ~25% compared to clear glass.)

COLOURS



Matt white
RAL 9016



Matt black
RAL 9005

FRONT RINGS



61



62



65



71



72



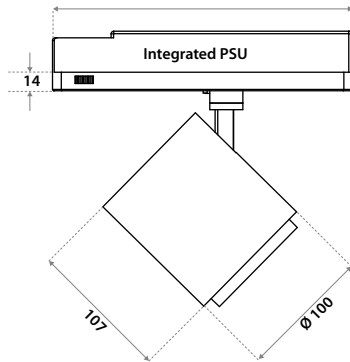
76

Odion XS

DIMENSIONS

With integrated power supply in the adapter, not visible after installation.

228mm CRI80 + Stylist Series No dim 162mm CRI97 No dim
 253mm CRI80 + Stylist Series Dali 253mm CRI97 Dali
 228mm CRI80 + Stylist Series Casambi 228mm CRI97 Casambi



SPECIFICATIONS

Beam angle (FWHM)	18° / 37° / 60° (On request 80°)
UGR (4H8H 70/50/20)	<19 (18° + 37°)
Fixture material	Die cast aluminium / Glass
Environment	Indoor
IP rate	IP20
IK rate	IK09
Operating temperature (Ta)	-20°C / +45°C
Safety marks	EN60598 / EN62031 / EN62471
EMC compliance	EN55015
Colour consistency (SDCM)	MacAdam step 3
Warranty	7 years
Safety class	I

This luminaire contains built-in LED lamps.

There are no exchangeable parts inside the luminaire.

EU 874/2012

Ask our sales department about the possibilities for:

- Extra High CRI LED options (see page 32)

TRACKS

On request! Ask our sales department about the possibilities.



CHOOSE YOUR LUMEN OUTPUT

	mA	W per lamp		Lumen Output			Lumen / Watt		
		CRI82	CRI97	CRI82	CRI82	CRI97	CRI82	CRI82	CRI97
		3000K	4000K	3000K	3000K	4000K	3000K		
Special request	500	19.4	17.9	2525	2600	1450	130	134	81
Standard	700	27.9	27.0	3575	3650	2150	128	131	80
Special request	800	32.4	32.1	3825	4050	2500	118	125	78
Special request	850	x	33.9	x	x	2600	x	x	
Special request	900	36.8	35.5	4300	4500	2700	117	122	76
Standard ¹	1050	43.7	41.7	4900	5100	3000	112	117	72
Standard	1200	51.2	50.5	5550	5800	3250	108	113	64
Special request	1400	x	57.2	x	x	3750	x	x	66

¹ Standard for Odion XS CRI97 No dim.

CHOOSE YOUR COLOURS

Housing/ Front ring	Item code	Housing/ Front ring	Item code
White/Gold	XX=61	Black/Gold	XX=71
White/Black	XX=62	Black/Black	XX=72
White/White	XX=65	Black/White	XX=76



ITEM SPECIFICATIONS

See pricelist 2025 page 65

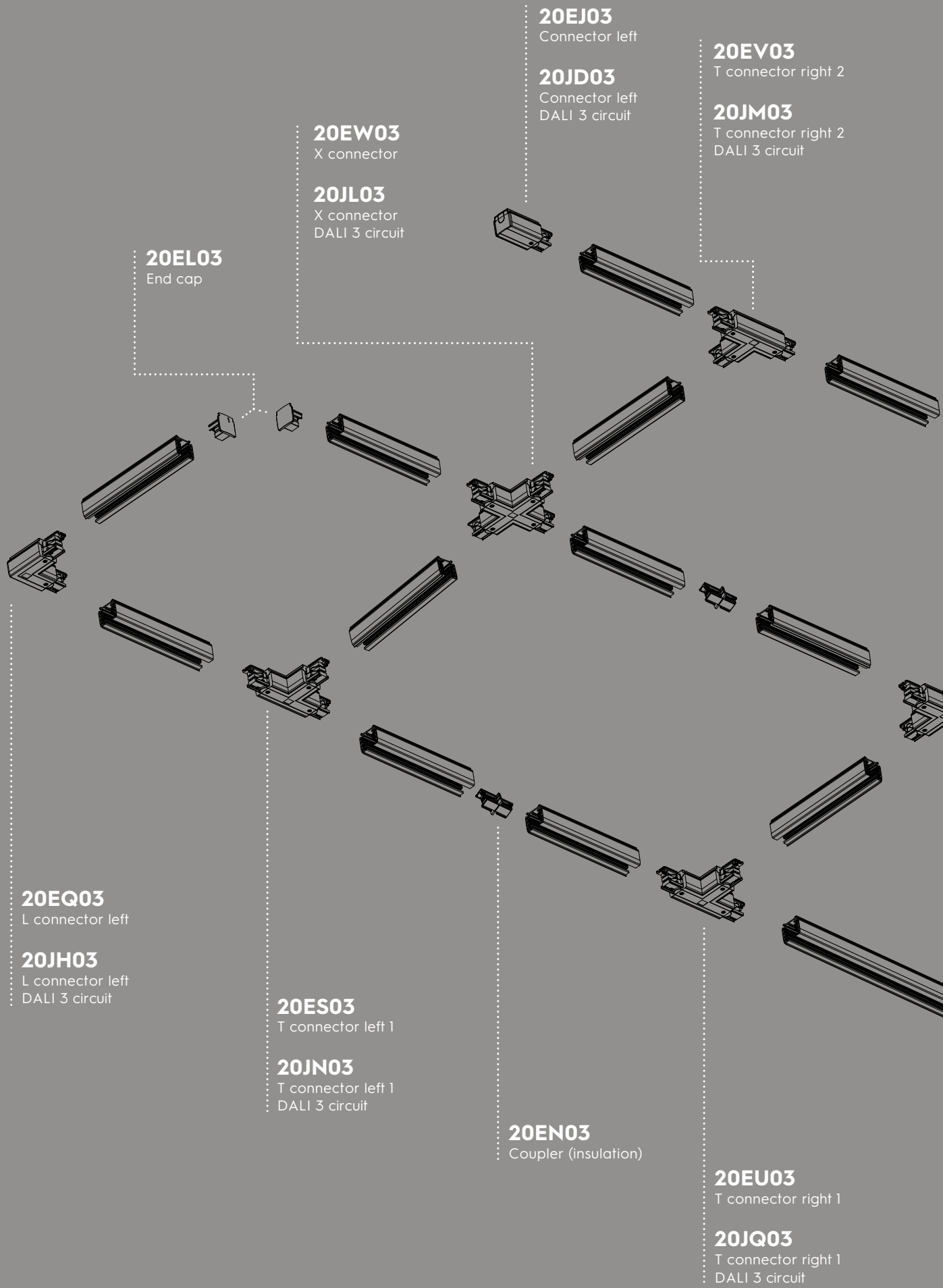
Description	18°		37°		60°		mA	W per lamp	Lm/W	CRI (typ.)	Pf
	Item code	UGR	Item code	UGR	Item code	UGR					
Odion XS-HE 3575Lm 3000K CRI82 No dim	35N403XXHK02	24.2	35N403XXHL02	25.4	35N403XXHM02	24.7	700	27.0	111	82	0.97
Odion XS-HE 3575Lm 3000K CRI82 Dali	35N403XXE402	24.2	35N403XXE502	25.4	35N403XXE602	24.7	700	27.0	111	82	0.97
Odion XS-HE 3575Lm 3000K CRI82 Casambi	35N403XXJ402	24.2	35N403XXJ502	25.4	35N403XXJ602	24.7	700	27.0	111	82	0.97
Odion XS-HE 3650Lm 4000K CRI82 No dim	35N403XXHN02	24.3	35N403XXHP02	25.5	35N403XXHQ02	24.8	700	27.0	126	82	0.97
Odion XS-HE 3650Lm 4000K CRI82 Dali	35N403XXE702	24.3	35N403XXE802	25.5	35N403XXE902	24.8	700	27.0	126	82	0.97
Odion XS-HE 3650Lm 4000K CRI82 Casambi	35N403XXJ702	24.3	35N403XXJ802	25.5	35N403XXJ902	24.8	700	27.0	126	82	0.97
Odion XS 3000Lm 3000K CRI97 No dim	350403XXHG02	23.5	350403XXHH02	24.8	350403XXHJ02	24.1	1050	41.7	72	97	0.97
Odion XS 2150Lm 3000K CRI97 Dali	350403XXE102	22.4	350403XXE202	23.6	350403XXE302	22.9	700	27.0	80	97	0.97
Odion XS 2150Lm 3000K CRI97 Casambi	350403XXJ102	22.4	350403XXJ202	23.6	350403XXJ302	22.9	700	27.0	80	97	0.97
Odion XS-HE 5550Lm 3000K CRI82 No dim	35N403XXHA02	25.7	35N403XXHB02	26.9	35N403XXHC02	26.2	1200	51.2	108	82	0.97
Odion XS-HE 5800Lm 4000K CRI82 No dim	35N403XXHD02	25.8	35N403XXHE02	27.1	35N403XXHF02	26.4	1200	51.2	113	82	0.97
Odion XS 3250Lm 3000K CRI97 No dim	35N403XXHR02	24.7	35N403XXHS02	25.6	350403XXHT02	24.9	1200	50.5	64	97	0.97

All values are measured at 230V (+/- 7%).



Track system accessories diagram

ACCESSORIES



20ET03

T connector left 2

20JP03

T connector left 2
DALI 3 circuit

20EK03

Connector right

20JE03

Connector right
DALI 3 circuit

20EP03

Middle connector

20JG03

Middle connector
DALI 3 circuit

20ER03

L connector right

20JJ03

L connector right
DALI 3 circuit

20EY03

Adjustable connector

20EM03

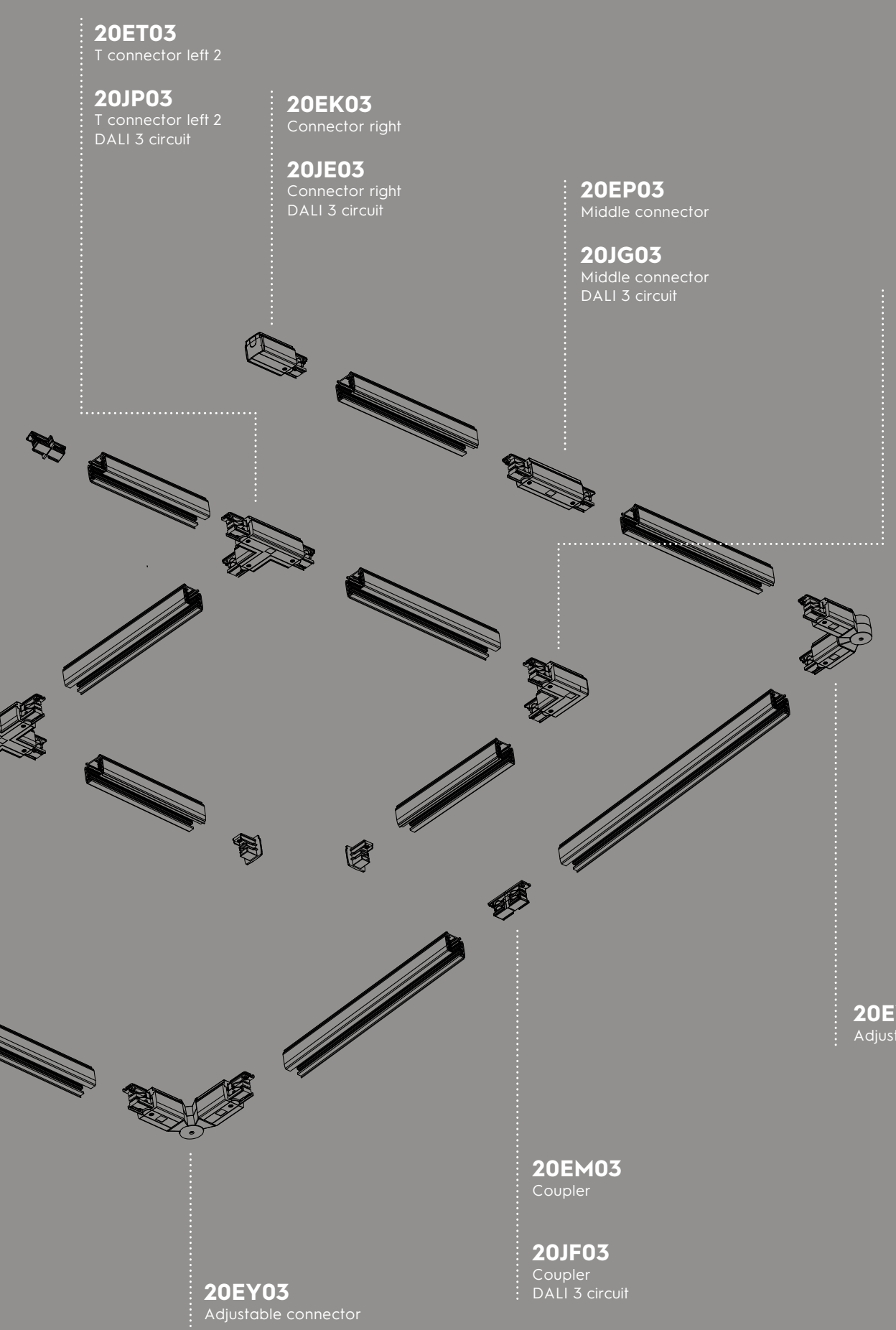
Coupler

20JF03

Coupler
DALI 3 circuit

20EY03

Adjustable connector




RECESSED FOR MODULAR CEILINGS

LINESA / CORTINA

Cortina 2L 595x595,
also available in
620x620,

ILLUXTRON



Also available with patented
integrated active air ventilation

RECESSED FOR MODULAR CEILINGS

LINISSA / CORTINA



Porsche showroom
Linissa 2L 1195x295



ILLUXTRON



See
page
40

Bartenbach
lighting optics

LINESSA 2L 595X595 / 620X620



595x595 / 620x620 mm

COLOURS



Ceiling plate: Matt white RAL 9016
Reflector cups: chrome

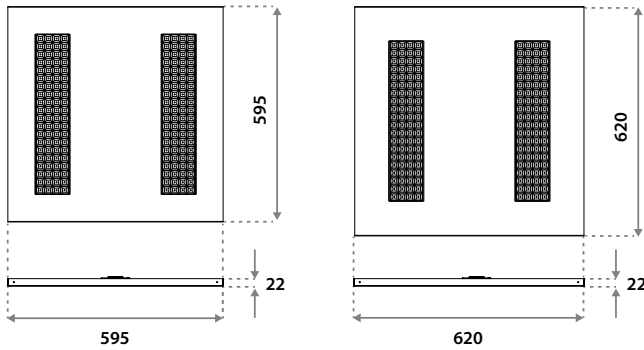
Ceiling plate: Matt white RAL 9016
Reflector cups: white (on request)

DIMENSIONS ON REQUEST

- 1195x295 mm
- 1720x112 mm

Linessa 2L 595x595 / 620x620

DIMENSIONS



SPECIFICATIONS

Dimensions	595x595 (XX=C3) / 620x620 (XX=C2)
Beam angle (FWHM)	Chrome: 77° (Standard) White: 86° (Special request)
UGR (4H8H 70/50/20)	<16
Fixture material	Housing: Steel Reflector optic: Polycarbonate
Environment	Indoor
IP rate	IP20
IK rate	IK03
Operating temperature (Ta)	-20°C / +45°C
Safety marks	EN60598 / EN62031 / EN62471
EMC compliance	EN55015
Colour consistency (SDCM)	MacAdam step 3
Warranty	7 years

This luminaire contains built-in LED lamps.
There are no exchangeable parts inside the luminaire.
EU 874/2012

IP20



CHOOSE YOUR LUMEN OUTPUT

	mA	W per lamp	Lumen Output		Lumen / watt		UGR	
			3000K	4000K	3000K	4000K	3000K	4000K
Special request	350	16.6	2350	2450	142	148	12.6	12.8
Standard	500	23.8	3300	3450	139	145	13.8	14.0
Special request	600	28.6	3950	4100	138	143	14.4	14.6
Standard	700	33.6	4550	4750	135	141	14.9	15.1
Special request	900	43.5	5800	6000	133	138	15.8	15.9
Special request	1050	51.0	6500	6750	127	132	16.2	16.3



ITEM SPECIFICATIONS

See pricelist 2025 page 67

Description	Item code	mA	W per lamp	Lm/W	CRI (typ.)	UGR	Pf	Safety class
Linessa 2L 3300Lm 3000K No dim	3DXX03CHXA02	500	23.8	139	83	13.8	0.95	II
Linessa 2L 3300Lm 3000K 1-10V & Push	3DXX03CHXE02	500	23.8	139	83	13.8	0.95	II
Linessa 2L 3300Lm 3000K Dali	3DXX03CHXC02	500	23.8	139	83	13.8	0.95	II
Linessa 2L 4550Lm 3000K No dim	3DXX03CHSG02	700	33.6	135	83	14.9	0.95	I
Linessa 2L 4550Lm 3000K 1-10V & Push	3DXX03CHSM02	700	33.6	135	83	14.9	0.95	II
Linessa 2L 4550Lm 3000K Dali	3DXX03CHSK02	700	33.6	135	83	14.9	0.95	II
Linessa 2L 3450Lm 4000K No dim	3DXX03CHXB02	500	23.8	145	83	14.0	0.95	II
Linessa 2L 3450Lm 4000K 1-10V & Push	3DXX03CHXF02	500	23.8	145	83	14.0	0.95	II
Linessa 2L 3450Lm 4000K Dali	3DXX03CHXD02	500	23.8	145	83	14.0	0.95	II
Linessa 2L 4750Lm 4000K No dim	3DXX03CHSH02	700	33.6	141	83	15.1	0.95	I
Linessa 2L 4750Lm 4000K 1-10V & Push	3DXX03CHSN02	700	33.6	141	83	15.1	0.95	II
Linessa 2L 4750Lm 4000K Dali	3DXX03CHSL02	700	33.6	141	83	15.1	0.95	II


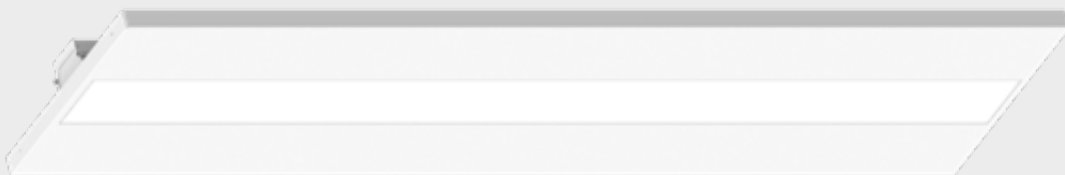
All values are measured at 230V (+/- 7%).






595x595 / 620x620 mm

OTHER DIMENSIONS



1195x295 mm



1720x100 mm

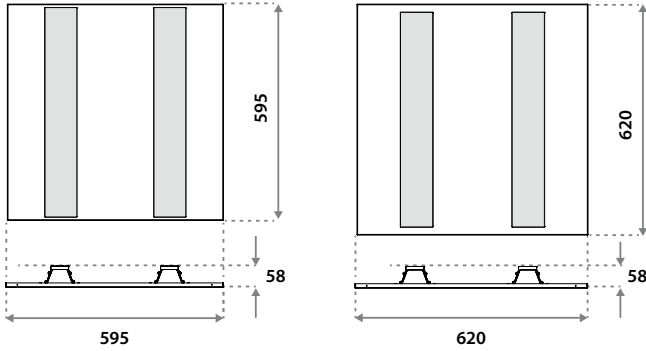
Check our datasheets, pricelist or website for all available versions and more information. Or ask our sales department.

COLOURS

Matt white
RAL 9016

Cortina 2L 595x595 / 620x620

DIMENSIONS



SPECIFICATIONS

Dimensions	595x595 (XX=C3) / 620x620 (XX=C2)
Beam angle (FWHM)	80° (Standard)
UGR (4H8H 70/50/20)	<19
Fixture material	Housing: Steel / Lens: Polycarbonate Diffuser: PMMA
Environment	Indoor
IP rate	IP20
IK rate	IK03
Operating temperature (Ta)	-20°C / +45°C
Safety marks	EN60598 / EN62031 / EN62471
EMC compliance	EN55015
Colour consistency (SDCM)	MacAdam step 3
Warranty	7 years

This luminaire contains built-in LED lamps.

There are no exchangeable parts inside the luminaire.

EU 874/2012

IP20



CHOOSE YOUR LUMEN OUTPUT

	mA	W per lamp	Lumen Output		Lumen / watt		UGR	
			3000K	4000K	3000K	4000K	3000K	4000K
Special request	500	19,0	2600	2700	137	142	17,5	17,6
Standard	700	27,1	3500	3700	129	137	18,5	18,7
Special request	900	35,4	4400	4600	124	130	19,3	19,5
Standard	1050	41,8	5050	5300	121	127	19,8	20,0
Special request	1200	48,4	5700	5950	118	123	20,2	20,4

ITEM SPECIFICATIONS

See pricelist 2025 page 66


Description	Item code	mA	W per lamp	Lm/W	CRI (typ.)	UGR	Pf	Safety class
Cortina 2L 3500Lm 3000K No dim	CAXX03MWSG02	700	27,1	129	83	18,5	0,95	II
Cortina 2L 3500Lm 3000K 1-10V & Push	CAXX03MWSM02	700	27,1	129	83	18,5	0,95	II
Cortina 2L 3500Lm 3000K Dali	CAXX03MWSK02	700	27,1	129	83	18,5	0,95	II
Cortina 2L 5050Lm 3000K No dim	CAXX03MWTRO2	1050	41,8	121	83	19,8	0,95	I
Cortina 2L 5050Lm 3000K 1-10V & Push	CAXX03MWTTO2	1050	41,8	121	83	19,8	0,95	II
Cortina 2L 5050Lm 3000K Dali	CAXX03MWTVO2	1050	41,8	121	83	19,8	0,95	II
Cortina 2L 3700Lm 4000K No dim	CAXX03MWSH02	700	27,1	137	83	18,7	0,95	II
Cortina 2L 3700Lm 4000K 1-10V & Push	CAXX03MWSN02	700	27,1	137	83	18,7	0,95	II
Cortina 2L 3700Lm 4000K Dali	CAXX03MWSL02	700	27,1	137	83	18,7	0,95	II
Cortina 2L 5300Lm 4000K No dim	CAXX03MWTSO2	1050	41,8	127	83	20,0	0,95	I
Cortina 2L 5300Lm 4000K 1-10V & Push	CAXX03MWTU02	1050	41,8	127	83	20,0	0,95	II
Cortina 2L 5300Lm 4000K Dali	CAXX03MWTW02	1050	41,8	127	83	20,0	0,95	II

All values are measured at 230V (+/- 7%).




See
page
42


Bartenbach
lighting optics



**Patented
active air
ventilation**



595x595 / 620x620 mm



Lighting with integrated ventilation

COLOURS



Ceiling plate: Matt white RAL 9010
Reflector cups: chrome



Ceiling plate: Matt white RAL 9010
Reflector cups: white (on request)

PLENUM BOX

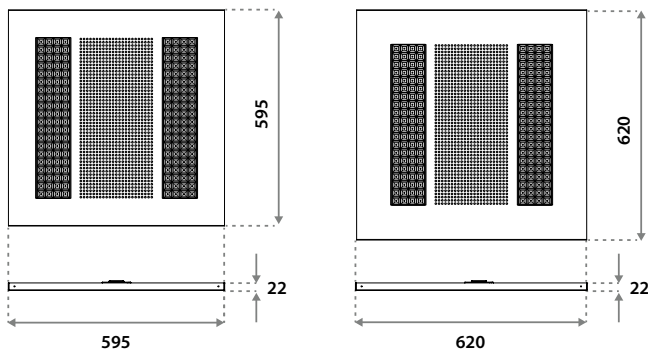


Can be connected to all major
ventilation systems.

LINSSA AIR 2L 595X595 / 620X620

Linessa Air 2L

DIMENSIONS



SPECIFICATIONS

Dimensions	595x595 (XX=C3) / 620x620 (XX=C2)
Ventilation holes	100 cm ²
Beam angle (FWHM)	Chrome: 77° (Standard) White: 86° (Special request)
UGR (4H8H 70/50/20)	<16
Fixture material	Housing: Steel Reflector optic: Polycarbonate
Environment	Indoor
IP rate	IP20
Operating temperature (Ta)	-20°C / +45°C
Safety marks	EN60598 / EN62031 / EN62471
EMC compliance	EN55015
Colour consistency (SDCM)	MacAdam step 3
Warranty	7 years

This luminaire contains built-in LED lamps.
There are no exchangeable parts inside the luminaire.
EU 874/2012

IP20



CHOOSE YOUR LUMEN OUTPUT

	mA	W per lamp	Lumen Output		Lumen / watt		UGR	
			3000K	4000K	3000K	4000K	3000K	4000K
Special request	350	16.6	2350	2450	142	148	12.6	12.8
Standard	500	23.8	3300	3450	139	145	13.8	14.0
Special request	600	28.6	3950	4100	138	143	14.4	14.6
Standard	700	33.6	4550	4750	135	141	14.9	15.1
Special request	900	43.5	5800	6000	133	138	15.8	15.9
Special request	1050	51.0	6500	6750	127	132	16.2	16.3

ITEM SPECIFICATIONS

See pricelist 2025 page 68

Description	Item code	mA	W per lamp	Lm/W	CRI (typ.)	UGR	Pf	Safety class
Linessa Air 2L LV 3300Lm 3000K No dim	3DXXSLCHXA02	500	23.8	139	83	13.8	0.95	II
Linessa Air 2L LV 3300Lm 3000K 1-10V & Push	3DXXSLCHXE02	500	23.8	139	83	13.8	0.95	II
Linessa Air 2L LV 3300Lm 3000K Dali	3DXXSLCHXC02	500	23.8	139	83	13.8	0.95	II
Linessa Air 2L LV 4550Lm 3000K No dim	3DXXSLCHSG02	700	33.6	135	83	14.9	0.95	I
Linessa Air 2L LV 4550Lm 3000K 1-10V & Push	3DXXSLCHSM02	700	33.6	135	83	14.9	0.95	II
Linessa Air 2L LV 4550Lm 3000K Dali	3DXXSLCHSK02	700	33.6	135	83	14.9	0.95	II
Linessa Air 2L LV 3450Lm 4000K No dim	3DXXSLCHXB02	500	23.8	145	83	14.0	0.95	II
Linessa Air 2L LV 3450Lm 4000K 1-10V & Push	3DXXSLCHXF02	500	23.8	145	83	14.0	0.95	II
Linessa Air 2L LV 3450Lm 4000K Dali	3DXXSLCHXD02	500	23.8	145	83	14.0	0.95	II
Linessa Air 2L LV 4750Lm 4000K No dim	3DXXSLCHSH02	700	33.6	141	83	15.1	0.95	I
Linessa Air 2L LV 4750Lm 4000K 1-10V & Push	3DXXSLCHSN02	700	33.6	141	83	15.1	0.95	II
Linessa Air 2L LV 4750Lm 4000K Dali	3DXXSLCHSL02	700	33.6	141	83	15.1	0.95	II

All values are measured at 230V (+/- 7%).



EMERGENCY CONTROL



BATTERY PACK



LED INDICATOR



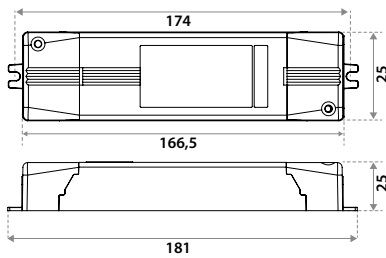
Large downlights: Indicator can be mounted into the rim of the downlight.

Small downlights: Indicator can be mounted into the ceiling next to the downlight

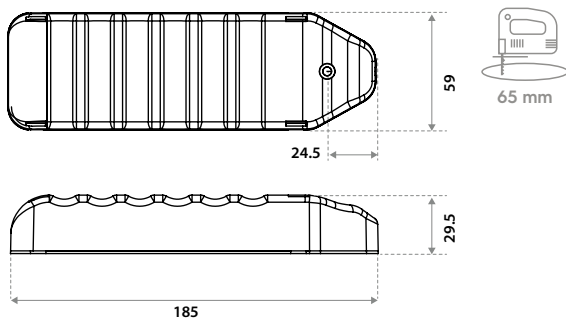
Emergency pack

DIMENSIONS

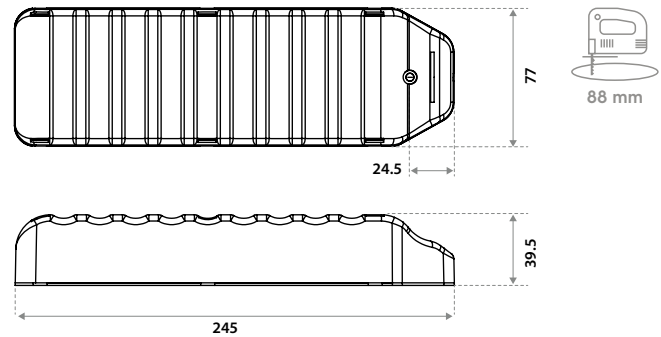
Emergency control



Battery Pack 1Hr



Battery Pack 3Hr



SPECIFICATIONS

Input Voltage	220-240V 50-60Hz
Emergency Wattage	2-4.5W
Safety Marks	EN 61000 / 61347 / EN61547
EMC compliance	EN55015
Operating temperature	0° - 45°C
Max. pcs for B16A	27 pcs
Inrush current	27A 250usec
IP rate	IP20
Environment	Indoor
Housing material	Polyamid
Expected Lifetime	4 years
Warranty	2 years
Battery type	Ni-Cd
Charging time	24 Hrs (max. 500x)
Length LED cable	350mm
Hole size for Indicator	Ø 9mm
Indicator green	No action needed

DIP-SWITCH	DIP-SWITCH	Working voltage during emergency (V _o)	Output current during emergency (I)	Power max. for LED modules
<i>Special request</i>	A	12 V cost.	200 ± 10%	24 W
<i>Special request</i>	B	24 V cost.	160 ± 10%	30 W
<i>Special request</i>	C	46 V cost.	60 ± 10%	50 W
Standard	D	9...58 V	200...30mA	-

ITEM SPECIFICATIONS See pricelist 2025 page 70

Description	Item code	Type	Battery capacity
EP 1Hr 4-P	185LVPS3EPI-4	incl. battery and lamp	7.2V -1.6 Ah
EP 3Hr 4-P	185LVPS3EP3-4	incl. battery and lamp	7.2V -4.0 Ah
EP 1Hr 5-P*	185LVPS3EPI-5	incl. battery and lamp	7.2V -1.6 Ah
EP 3Hr 5-P*	185LVPS3EP3-5	incl. battery and lamp	7.2V -4.0 Ah

All values are measured at 230V (+/- 7%). *For use with Dali.



Correction ring

See pricelist 2025 page 71

The LED luminaire fits flush in the correction ring, creating a natural and elegant look.

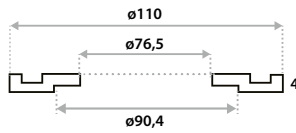
The correction ring can also be placed inside the ceiling to prevent the springs from damaging the ceiling panel.



A. CORRECTION RING 75-110 MM

The correction ring is used in (retrofit) installations with existing hole sizes measuring 75-100 mm. For use with Fluxe 75, Linea 75 and Curion 75.

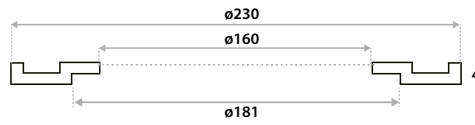
Item code	00BV03MW0000
Colour	Matt White RAL 9016
Type of material	Steel



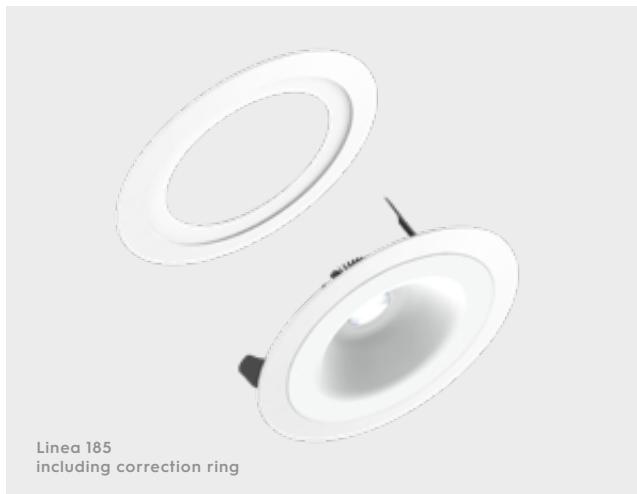
B. CORRECTION RING 150-230 MM

The correction ring is used in (retrofit) installations with existing hole sizes measuring 150-210 mm. For use with Linea DS-F 150.

Item code	009703MW0000
Colour	Matt White RAL 9016
Type of material	Steel



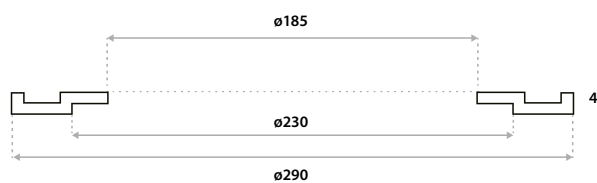
ACCESSORIES



C. CORRECTION RING 185-290 MM

The correction ring is used in (retrofit) installations with existing hole sizes measuring 215-250 mm. For use with Linea 185.

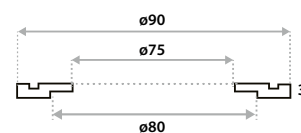
Item code	009403MW0000
Colour	Matt White RAL 9016
Type of material	Steel



D. CORRECTION RING 80-90 MM

The correction ring is used to make the small rim a little bigger for more easy installation.

Item code	00C903XX0000
Colour	Matt White RAL 9016 (XX=MW) Matt black RAL 9005 (XX=BL)
Type of material	Aluminium



Accessible ceilings


Only If you can access the backside of the ceiling a second correction ring can be used to cover holes up to Ø 250 mm (sandwich solution).

Ceiling holes

- A. = 75 - 100 mm
- B. = 150 - 220 mm
- C. = 75 - 100 mm

Correction rings

- A. 75x110
- B. 150x230
- C. 185x295



Non-Accessible ceilings

If the ceiling is not accesable for installing the second ring MIYO can make longer springs (minimum order of 50 units).

Luminaires to use with


- A. For use with Fluxe 75, Linea 75 and Curion 75.
- B. For Use with Linea DS-F 150.
- C. For use with Linea 185.

CUSTOM DIMENSIONS BY



Special correction rings can be made in any dimension up till 600mm even with springs attached. Instead of stamping they are made by cnc process to reach optimum design adapted to the inner luminaire rim. Minimum order of 50 units.

Colour: Any requested colour
Type of material: Aluminium



Central PSU Mini Downlights (mA)

350 / 500 / 700 MA

1



05CG / 05GG / 05MG
TRIAC (TCI 122260)
- Max. 3 downlights (47Vf)

1



05NN / 05NP / 05NQ
DALI (TCI 127490)
- Max. 4 downlights (54Vf)

1



05CH / 05GH / 05MH
1-10V & Push (TCI 125421)
- Max. 4 downlights (53Vf)

1



05ZL / 05GV / 05LR
Casambi (TCI 127630)
- Max. 4 downlights (54Vf)

1



05CM / 05GM / 05MM
DALI 1-10V & Push (TCI 127413)
- Max. 6 downlights (74Vf)

DIMMABLE CENTRAL POWER SUPPLIES

See pricelist 2025 page 70

350mA - 05CG03MLMD00 / 05NN03MLMD00 / 05CH03MLMD00 / 05ZL03MLMD00 / 05CM03MLMD00

500mA - 05GG03MLME00 / 05NP03MLME00 / 05GH03MLME00 / 05GV03MLME00 / 05GM03MLME00

700mA - 05MG03MLMF00 / 05NQ03MLMF00 / 05MH03MLMF00 / 05LR03MLMF00 / 05MM03MLMF00

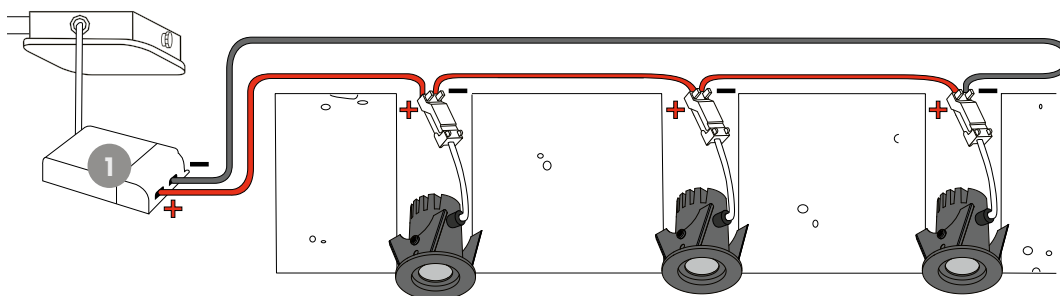
POWER SUPPLY UNITS CONSTANT CURRENT (mA)

Description	Item code	Watt	Current	Efficiency	Pf	Ripple	Input	Dimensions	Inrush current	B-16A Fuse
PSU 17W 350mA Triac	05CG03MLMD00	17W (47Vf)	350mA	85%	0.97	<3%	220-240V	166x46x34 mm	5A 50µS	50 pcs
PSU 18W 350mA Dali	05NN03MLMD00	18W (54Vf)	350mA	90%	0.95	<3%	220-240V	147x44x30 mm	5A 50µS	50 pcs
PSU 18W 350mA 1-10V & Push	05CH03MLMD00	18W (53Vf)	350mA	90%	0.95	<3%	220-240V	103x67x21 mm	5A 50µS	50 pcs
PSU 18.5W 350mA Casambi	05ZL03MLMD00	18.5W (54Vf)	350mA	90%	0.95	<3%	220-240V	147x44x30 mm	5A 50µS	50 pcs
PSU 25W 350mA Dali / 1-10V & Push	05CM03MLMD00	25W (74Vf)	350mA	89%	0.95	<3%	220-240V	124x79x22 mm	10A 200µS	30 pcs
PSU 24W 500mA Triac	05GG03MLME00	24W (47Vf)	500mA	85%	0.97	<3%	220-240V	166x46x34 mm	5A 50µS	50 pcs
PSU 27W 500mA Dali	05NP03MLME00	27W (54Vf)	500mA	90%	0.95	<3%	220-240V	147x44x30 mm	5A 50µS	50 pcs
PSU 25W 500mA 1-10V & Push	05GH03MLME00	25W (50Vf)	500mA	90%	0.95	<3%	220-240V	103x67x21 mm	5A 50µS	50 pcs
PSU 27W 500mA Casambi	05GV03MLMD00	27W (54Vf)	500mA	90%	0.95	<3%	220-240V	147x44x30 mm	5A 50µS	50 pcs
PSU 35W 500mA Dali / 1-10V & Push	05GM03MLME00	35W (72Vf)	500mA	89%	0.95	<3%	220-240V	124x79x22 mm	10A 200µS	30 pcs
PSU 32W 700mA Triac	05MG03MLMF00	32W (46Vf)	700mA	85%	0.97	<3%	220-240V	166x46x34 mm	5A 50µS	50 pcs
PSU 38W 700mA Dali	05NQ03MLMF00	38W (54Vf)	700mA	90%	0.95	<3%	220-240V	147x44x30 mm	5A 50µS	50 pcs
PSU 32W 700mA 1-10V & Push	05MH03MLMF00	32W (46Vf)	700mA	90%	0.95	<3%	220-240V	103x67x21 mm	5A 50µS	50 pcs
PSU 36W 700mA Casambi	05LR03MLMD00	36W (51Vf)	700mA	90%	0.95	<3%	220-240V	147x44x30 mm	5A 50µS	50 pcs
PSU 50W 700mA Dali / 1-10V & Push	05MM03MLMF00	50W (72Vf)	700mA	89%	0.95	<3%	220-240V	124x79x22 mm	10A 200µS	30 pcs

ACCESSORIES

INSTALLATION DIMMABLE CENTRAL POWER SUPPLY

Downlight including Phoenix to connection box.



0.75 mm²
max. 100W at 30m
max. 30W at 100m

⚠ All spots should be connected in series!

Plug & play cables




PLUG & PLAY SOLUTIONS PREFAB

See pricelist 2025 page 72

	Description	Class	Length	Item code	Length	Item code	Length	Item code
A	Euro plug incl. cable	II	0.3 m	x	2.0 m	015203BL1200	3.0 m	x
B	Schuko plug incl. cable	I	0.3 m	x	1.5 m	1C5203BLA000	3.0 m	x
C	UK plug incl. cable	II	0.3 m	x	2.0 m	0A5203BL1200	3.0 m	x
D	GST18-3 male incl. cable 2x0.75mm ²	II	0.3 m	455203BL0000	2.0 m	x	3.0 m	455203BL1500
D	GST18-3 male incl. cable 3x0.75mm ²	I	0.3 m	4A5203BL0000	2.0 m	x	3.0 m	4A5203BL1500
E	1-10V/Dali GST18-5 male incl. cable 4x0.75mm ²	II	0.3 m	655203BL0000	2.0 m	x	3.0 m	655203BL1500
E	1-10V/Dali GST18-5 male incl. cable 5x0.75mm ²	I	0.3 m	6A5203BL0000	2.0 m	x	3.0 m	6A5203BL1500
F	1-10V/Dali BST14i male incl. cable	III	0.5 m	095203BL0000	2.0 m	x	3.0 m	095203BL1500
G	GST18-3 T-splitter male incl. cable	II	0.2 m	459203BL0000	2.0 m	x	3.0 m	x
G	GST18-3 T-splitter male incl. cable	I	0.2 m	4A9203BL0000	2.0 m	x	3.0 m	x
H	GST18-5 T-splitter male	I / II	x	659203BU0000	2.0 m	x	3.0 m	x
I	1-10V/Dali BST14i T-splitter male incl. cable	III	0.2 m	099203BL0000	2.0 m	x	3.0 m	x
J	LV plug to RJ45 plug	III	0.2 m	675205BL0000	2.0 m	x	3.0 m	x

Choose your LV lumen output



CRI97 STANDARD

	MA	W	LUMEN OUTPUT			LUMEN / WATT			DRIVER TYPES				
			2700K	3000K	4000K	2700K	3000K	4000K	NO DIM	TRIAC	T-10V&PUSH	DALI	CASAMBI
Special request	125	5.0	475	500	525	95	100	105	127570	x	x	x	x
Special request	150	6.1	550	575	625	91	95	103	CC21W150-500	x	x	x	x
Special request	200	8.1	700	750	825	86	93	102	CC21W150-500	x	x	x	x
Special request	250	9.8	850	900	1000	87	92	102	CC21W150-500	x	x	127576 ²	x
Special request	300	12.0	1050	1100	1200	88	92	100	CC21W150-500	x	125400	127576 ²	127630
Standard	350	13.8	1150	1250	1350	83	91	98	CC21W150-500	127030	125400	127576 ²	127630
Special request	400	15.8	1300	1425	1550	82	90	98	CC21W150-500	x	125400	127576 ²	127630
Special request	450	18.0	1475	1600	1750	82	89	97	CC21W150-500	x	125400	127576 ²	127630
Standard	500	20.1	1625	1800	1925	81	89	96	CC21W150-500	127032	125400	127576 ²	127630
Vector CL 145	500	20.1	1625	1800	1925	81	89	96	122198	x	125400	123403 ¹	x
Special request	550	21.7	1750	1900	2050	80	87	94	CC30W350-700	x	126421	127576	127630
Special request	600	23.9	1900	2050	2225	80	86	93	CC30W350-700	x	126421	127576	127630
Standard	650	26.0	2050	2250	2400	79	86	92	CC30W350-700	x	126421	127576	127630

¹ For other current settings check the TCI website or ask our sales department. ² Strada 75/90: eldoLED ECO240A.

CRI82 STANDARD

	MA	W	LUMEN OUTPUT			LUMEN / WATT			DRIVER TYPES				
			2700K	3000K	4000K	2700K	3000K	4000K	NO DIM	TRIAC	T-10V&PUSH	DALI	CASAMBI
Special request	125	4.5	625	650	675	140	145	151	127570	x	x	x	x
Special request	150	5.4	750	775	800	139	144	149	CC21W150-500	x	x	x	x
Special request	200	7.2	1000	1025	1050	139	142	145	CC21W150-500	x	x	x	x
Special request	250	9.1	1225	1250	1275	135	138	140	CC21W150-500	x	x	127576 ²	x
Special request	300	11.0	1450	1500	1525	132	137	139	CC21W150-500	x	125400	127576 ²	127630
Standard	350	12.9	1650	1725	1750	128	134	136	CC21W150-500	127030	125400	127576 ²	127630
Special request	400	15.6	1900	1975	2000	122	126	128	CC21W150-500	x	125400	127576 ²	127630
Special request	450	17.8	2075	2150	2175	116	120	122	CC21W150-500	x	125400	127576 ²	127630
Standard	500	19.7	2250	2325	2350	114	118	120	CC21W150-500	127032	125400	127576 ²	127630
Vector CL 145	500	19.7	2250	2325	2350	114	118	120	122198	x	125400	123403 ¹	x
Special request	550	22.3	2450	2550	2575	110	114	115	CC30W350-700	x	126421	127576	127630
Special request	600	24.7	2650	2750	2775	107	111	112	CC30W350-700	x	126421	127576	127630
Standard	650	27.3	2750	2875	2900	101	105	106	CC30W350-700	x	126421	127576	127630

¹ For other current settings check the TCI website or ask our sales department. ² Strada 75/90: eldoLED ECO240A.

CHOOSE YOUR

Downlights (large)

Max. driver setting
1400 mA



Fluxe 185

Strada 185

Strada 100

Strada 150

Linea DS-FS

Linea DS-F

Linea DS-FX

Linea DS-A

Max. driver setting
500mA



Vector CL 235

Cylinder CL 235

CRI97 STANDARD

	MA	W	LUMEN OUTPUT		LUMEN / WATT	DRIVER TYPES				
			3000K	3000K		NO DIM	TRIAC	1-10V&PUSH	DALI	CASAMBI
Special request	250	9.4	800		85	CC21W150-500	x	126421	127576	x
Special request	350	13.2	1100		83	CC21W150-500	x	127021	127576	127630
Cylinder / Vector 235	500	17.9	1450		81	CC21W150-500	127032	123400	127576	127630
Special request	500	17.9	1450		81	CC21W150-500	127032	127021	127576	127630
Special request	700	27.0	2150		80	CC30W350-700	122260	127021	127576	127630
Standard	800	32.1	2500		78	127484	on request	127021	127490	127630
Special request	900	35.5	2700		76	127484	on request	127021	127490	127630
Special request	1050	41.7	3000		72	127484	on request	127021	127490	127630
Standard	1200	50.5	3250 ¹		64	127690	on request	123170	123170	On request
Special request	1400	57.2	3750 ²		66	x	on request	123170	123170	On request

¹ For large downlights CRI97 No dim. ² For large downlights CR97 1-10V and Dalí

CRI82 STANDARD

	MA	W	LUMEN OUTPUT		LUMEN / WATT		DRIVER TYPES				
			3000K	4000K	3000K	4000K	NO DIM	TRIAC	1-10V&PUSH	DALI	CASAMBI
Special request	250	9.2	1350	1400	147	152	CC21W150-500	x	126421	127576	x
Special request	350	13.1	1850	1900	141	145	CC21W150-500	x	127021	127576	127630
Cylinder / Vector 235	500	19.4	2525	2600	130	134	CC21W150-500	127032	123400	127576	127630
Special request	500	19.4	2525	2600	130	134	CC21W150-500	127032	127021	127576	127630
Standard	700	27.9	3575	3650	128	131	CC30W350-700	122260	127021	127576	127630
Special request	800	32.4	3825	4050	118	125	127484	on request	127021	127490	127630
Special request	900	36.8	4300	4500	117	122	127484	on request	127021	127490	127630
Special request	1050	43.7	4900	5100	112	117	127484	on request	127021	127490	127630
Standard	1200	51.2	5550	5800	108	113	127690	on request	123170	123170	On request

HIGH CRI LED OPTIONS

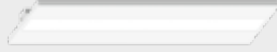
	CCT	CRI	R9	RF	RG	DOWNLIGHTS SMALL			DOWNLIGHTS LARGE		DOWNLIGHTS LARGE		BRAND	ITEM CODE
						MA	LM	LM/W	MA	LM	MA	LM		
CR180	2700K	82	5	83	94	350	1650	128	700	3400	1200	5300	Bridgelux ksf	51-4087-27
CR180	3000K	82	7	86	95	350	1725	134	700	3575	1200	5550	Bridgelux ksf	51-4087-30
CR180	4000K	82	18	84	96	350	1750	136	700	3650	1200	5800	Bridgelux ksf	51-4087-40
CR190	2700K	92	67	88	104	350	1550	118	700	3150	1200	4700	Bridgelux ksf	51-4088-27
CR190	3000K	92	67	92	99	350	1600	122	700	3250	1200	4850	Bridgelux ksf	51-4088-30
CR190	4000K	92	78	92	100	350	1625	124	700	3300	1200	4925	Bridgelux ksf	51-4088-40
CR197	2700K	97	93	96	103	350	1150	83	800	2300	1400	3425	Lumileds	50-3031-27
CR197	3000K	97	96	95	103	350	1250	91	800	2500	1400	3750	Lumileds	50-3031-30
CR197	4000K	97	96	95	103	350	1350	98	800	2700	1400	4050	Lumileds	50-3031-40

LV LUMEN

Cortina 2L



Cortina 2L 595x595
620x620



Cortina 2L 1195x295



Cortina 2L 1720x100

	MA	W	LUMEN OUTPUT		LUMEN / WATT		UGR		DRIVER TYPES			
			3000K	4000K	3000K	4000K	3000K	4000K	NO DIM	1-10V&PUSH	DALI	CASAMBI
<i>Special request</i>	500	19,0	2600	2700	137	142	17,5	17,6	127570	127021	127576	127630
Standard	700	27,1	3500	3700	129	137	18,5	18,7	122284	127021	127576	127630
<i>Special request</i>	900	35,4	4400	4600	124	130	19,3	19,5	127484N	127021	127490	127630
Standard	1050	41,8	5050	5300	121	127	19,8	20,0	127484N	127021	127490	127630
<i>Special request</i>	1200	48,4	5700	5950	118	123	20,2	20,4	127690	123170	123170	x

Linessa 2L



Linessa 2L 595x595
620x620

	MA	W	LUMEN OUTPUT		LUMEN / WATT		UGR		DRIVER TYPES			MA	LM 2700- 6500K	DRIVER TYPES	
			3000K	4000K	3000K	4000K	3000K	4000K	NO DIM	1-10V&PUSH	DALI			DALI	CASAMBI
<i>Special request</i>	350	16,6	2350	2450	142	148	12,6	12,8	127570	126421	127576	2x350	1650	x	x
Standard	500	23,8	3300	3450	139	145	13,8	14,0	127570	126421	127576	2x500	2350	On request	On request
<i>Special request</i>	600	28,6	3950	4100	138	143	14,4	14,6	127480N	126421	127490	2x600	2800	On request	On request
Standard	700	33,6	4550	4750	135	141	14,9	15,1	127480N	126421	127490	2x750	3450	DL562/A	DL562/A-C
<i>Special request</i>	900	43,5	5800	6000	133	138	15,8	15,9	122204	On request	ECO560A	2x900	4200	On request	On request
<i>Special request</i>	1050	51,0	6500	6750	127	132	16,2	16,3	122204	On request	ECO560A	2x1050	4900	On request	On request

CHOOSE YOUR

OUTPUT

Trackspots



Max 1400mA

Odion XS

CRI97 STANDARD

	MA	W	LUMEN OUTPUT		LUMEN / WATT		DRIVER TYPES		
			3000K	4000K	3000K	4000K	NO DIM	DALI	CASAMBI
<i>Special request</i>	500	17,9	1450		81		On request	PRO-T61050N	GA
Standard	700	27,0	2150		80		On request	PRO-T61050N	GA
<i>Special request</i>	800	32,1	2500		78		On request	PRO-T61050N	GA
<i>Special request</i>	900	35,5	2700		76		OT FIT 40	PRO-T61050N	GA
Standard ¹	1050	41,7	3000		72		OT FIT 40	PRO-T61050N	GA
Standard	1200	50,5	3250		64		SC60W1100-1400CG	On request	On request
<i>Special request</i>	1400	57,2	3750		66		SC60W1100-1400CG	On request	x

CRI82 STANDARD

	MA	W	LUMEN OUTPUT		LUMEN / WATT		DRIVER TYPES		
			3000K	4000K	3000K	4000K	NO DIM	DALI	CASAMBI
<i>Special request</i>	500	19,4	2525	2600	130	134	GA-016	PRO-T61050N	GA
Standard	700	27,9	3575	3650	128	131	GA-016	PRO-T61050N	GA
<i>Special request</i>	800	32,4	3825	4050	118	125	GA-016	PRO-T61050N	GA
<i>Special request</i>	900	36,8	4300	4500	117	122	GA-016	PRO-T61050N	GA
<i>Special request</i>	1050	43,7	4900	5100	112	117	GA-016	PRO-T61050N	GA
Standard	1200	51,2	5550	5800	108	113	SC60W1100-1400CG	On request	On request

Trackspots



Max. 800mA

Linea AS-XS

CRI97 STANDARD

	MA	W	LUMEN OUTPUT		LUMEN / WATT		DRIVER TYPES		
			3000K	4000K	3000K	4000K	NO DIM	DALI	CASAMBI
<i>Special request</i>	500	17,9	1450		81		GA-016	PRO-T61050N	GA
Standard	700	27,0	2150		80		GA-016	PRO-T61050N	GA
Standard	800	32,1	2500		78		GA-016	PRO-T61050N	GA


CRI82 STANDARD

	MA	W	LUMEN OUTPUT		LUMEN / WATT		DRIVER TYPES		
			3000K	4000K	3000K	4000K	NO DIM	DALI	CASAMBI
<i>Special request</i>	500	19,4	2525	2600	130	134	GA-016	PRO-T61050N	GA
Standard	700	27,9	3575	3650	128	131	GA-016	PRO-T61050N	GA
<i>Special request</i>	800	32,4	3825	4050	118	125	GA-016	PRO-T61050N	GA

Tailor-made lighting

We have introduced a new name for our
custom-made business unit;

CUSTOM MADE



MIYO

Make it your own.

UNIQUE IN EVERY WAY


Could our product range match your requirements better? We will always gladly suggest a suitable product for your needs. We can make simple adjustments to existing features such as colour or size. However, we are open to more complex challenges too. We design fixtures specifically tailored to your requirements.

The luminaires from our collection are tailor-made assembled in our social and in-house workshops. We do this in the Netherlands. This enables us to choose from an extensive stock of lighting components.

LET'S BE CREATIVE

Any of our existing parts can be used when creating a brand new design. Should special parts be required, we can quickly and easily have them made by our large network of suppliers.

As a result of this approach we are able to offer a complete package. There is a wide choice of assorted and custom made products at competitive prices.



Just give us a call
+31 (0)85 773 63 60



Minimum order
of 50 units



Within 48 hrs
go or no go



Average delivery
time is 6 weeks



MIYO

Make it your own.

Why MIYO?

At Illuxtron we are creating standard products that are competitive and innovative for a wide audience. We create our own parts and technologies for our luminaires. But sometimes you need something more, something different... Something special. That's where MIYO comes in.



CUSTOM MADE

MAKE IT YOU OWN! (MIYO)

We solve customer problems by making customised luminaires. MIYO can do that competitively because we try to use as many existing Illuxtron components as possible. We pick and combine and only have to make what we don't have in stock.

WHY WE ARE GOOD AT IT

At Illuxtron we assemble our luminaires locally. The biggest advantage is that we can customize the product without having to disassemble first. And we have local partners to quickly solve specific customer problems.

- We can do powder coating at the end of the street
- There is a CNC metalworking company in the same building
- Our sheet metal partner is 1 hour away from us
- The social workshop is a 10 minute walk away

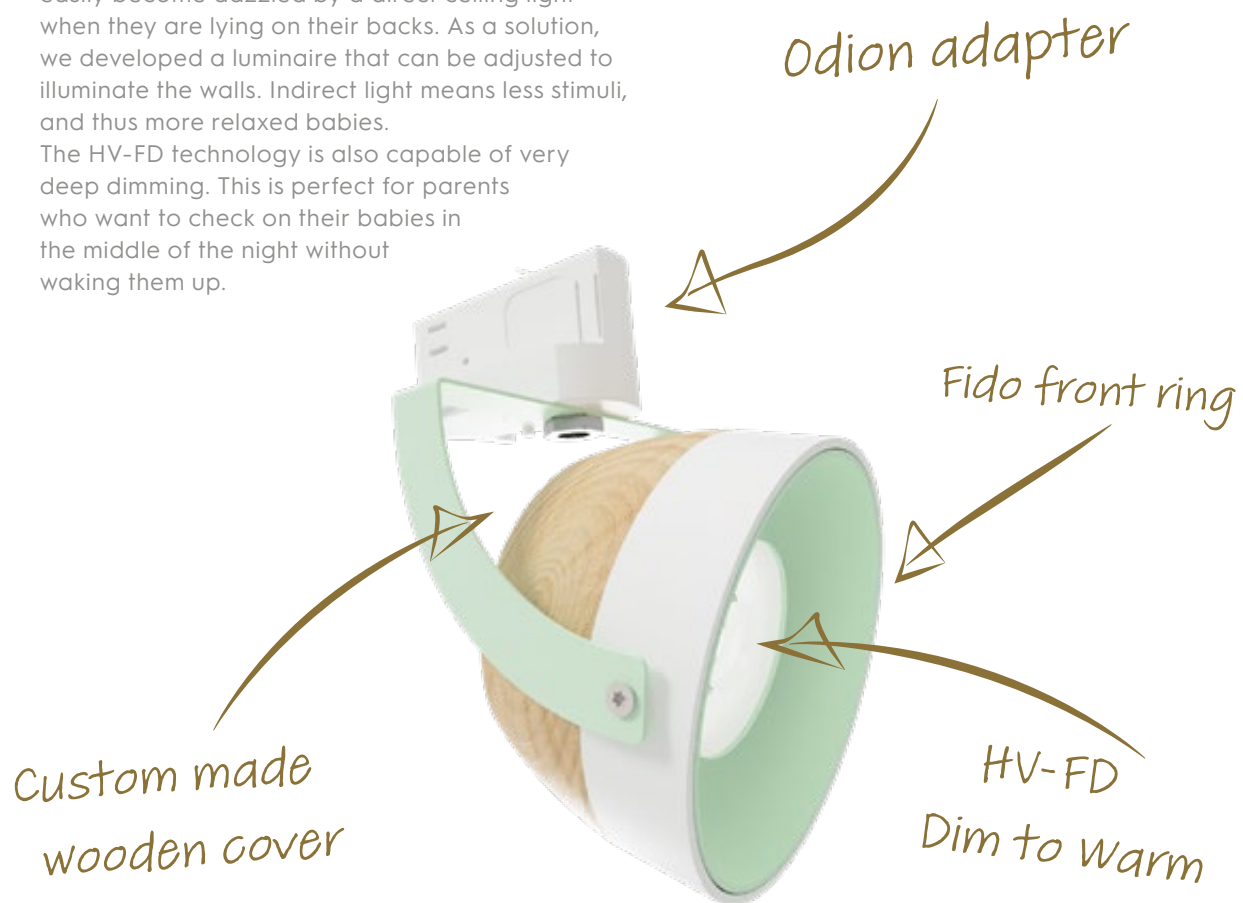
This gives us Flexibility and Speed!



How does it work?

Here is an example of our tailormade nursery luminaire. This luminaire was specifically designed for a baby room concept. Small children would easily become dazzled by a direct ceiling light when they are lying on their backs. As a solution, we developed a luminaire that can be adjusted to illuminate the walls. Indirect light means less stimuli, and thus more relaxed babies.

The HV-FD technology is also capable of very deep dimming. This is perfect for parents who want to check on their babies in the middle of the night without waking them up.



This light fixture blends in well with the trendiest and friendliest nurseries thanks to the wooden accent ring and the green paint. The adjustable luminaire is also ideal for creating a cosy, pleasant atmosphere in your living room or retail space.

MIYU

Make it your own.

Let's be creative!



Minimum order
of 50 units



Within 48 hrs
go or no go



Average delivery
time is 6 weeks

Just give us a call
+31 (0)85 773 63 60

Examples of "making it your own"

CUSTOM MADE



TRIMLESS FIDO

The standard Fido version has been transformed into a trimless version for Gyproc ceilings.




GRID LIGHT

Except for the LED technology, almost everything is made from new parts. In particular, the grid to limit the longitudinal visibility was a requirement of the customer.



Tailormade aluminium tube

Flexible in making different heights



Fluxe 75



PENDANTS

We cut the profiles to the desired length in-house. We can handle any length between 250 mm and 6 meters. We can also adjust the colour based on the project requirements.

ODION WITH CASAMBI 2700-6500K

This tuneable Track Spot can be used in a standard 3 Phase track. Both Dale and App based Casambi control are possible. This enables both dimming and colour changing per individual luminaire.



CASAMBI



Various lengths

Fido

FIDO TUBES

Playing around with various lengths and colours to create architectural shapes that have a distinctive aesthetic. We can cut the tube to a variety of lengths.

MIYO

Make it your own.




Datacenter specials

CUSTOM MADE

LINEAR LINE

Special energy-efficient luminaire aimed at data centers. It can be mounted directly on a cable duct via a handy suspension system. As a possible pendant variant, it can also be attached to the ceiling with hanging wires.

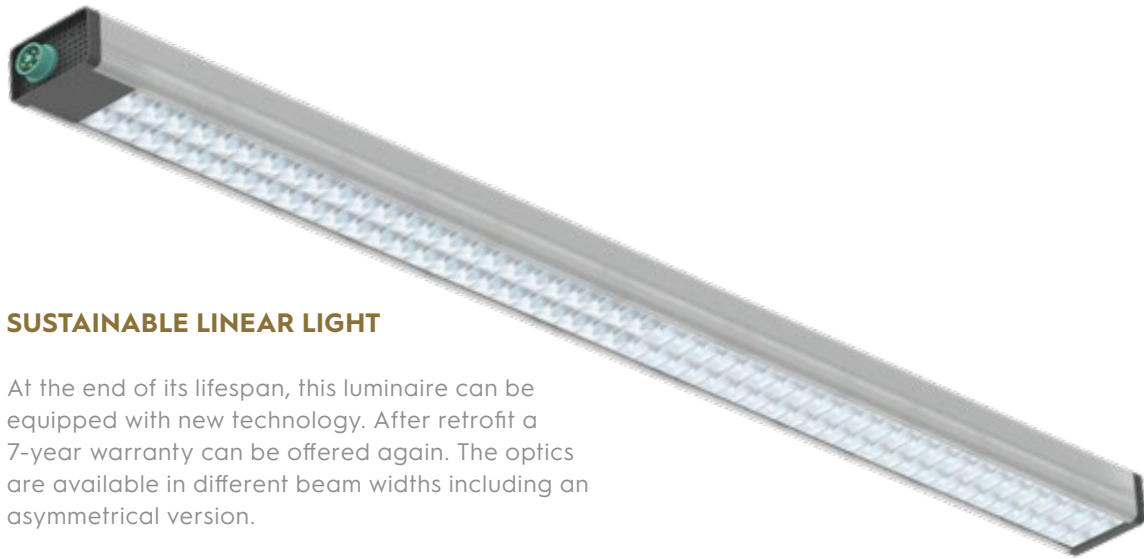


Both can be connected the same way




EMERGENCY LUMINAIRE

Stand alone IP65 luminaire with wide beam and 318Lm for 3hrs. Can be connected in the same way as the Linear Line to a cable trunking.



SUSTAINABLE LINEAR LIGHT

At the end of its lifespan, this luminaire can be equipped with new technology. After retrofit a 7-year warranty can be offered again. The optics are available in different beam widths including an asymmetrical version.



FLAT CABLE

The Flat Cable is the quickest option if you need to complete your installation quickly. The 5-pole tap off's can be assembled by Illuxtron at any location and any length you desire.



ODION SPOT

A cable basket holds the Odion Trackspot's head in place. It is a cheap way to light up your (industrial) project with a lumen output of 6300Lm.

MIYO

Make it your own.

Recommended dimmer list Illuxtron HV-FD downlights

DIMMING OF ILLUXTRON HV LED LUMINAIRES.

Dimming of LED luminaires can be a tricky business. There are no standards for LED dimming, there is no guarantee that any luminaire will work with any dimmer. Incompatibility between luminaires and dimmers can cause flickering, reduced dimming ranges, and can even cause damage and reduce the life span of the luminaire or the dimmer.

One general problem with LED luminaires is the occurrence of flickering. Illuxtron downlights do not flicker by themselves! They are not sensitive to most kinds of pollution present in electric power grids, such as harmonics and RCS signals. In combination with a dimmer, flickering can still occur for 3 main reasons:

1. The dimmer has a minimum load of say 50VA and there is less than 50 VA load from the luminaires. To solve this problem, select a dimmer with a lower minimum load.
2. There can be RCS signals on the power line that interfere with the dimmers' normal operation. In this particular case, select a dimmer with a built-in RCS filter or use an external RCS filter.
3. There can also be other powerline disturbances such as harmonics, which are caused by heavy motor drives or electric car chargers.

If filtering the power line is not effective enough, you can also use a UPS with a sinewave output to supply power to the light group.

Sometimes glowing can occur, even when the dimmer is turned off. This is mostly caused by current leakage through the dimmer. Workarounds for this are so-called dimmer compensators (e.g. Niko 310-0500X) which are connected in parallel over the luminaires.

Illuxtron HV LED downlights are different from general high voltage driverless LED luminaires. We offer some advantages over other HV LED downlights

Our HV downlights will not behave as a capacitive load. Through a special patented electronic circuit, they behave like a resistive load. This means the switching of the dimmer will not cause peak currents.

This has two major advantages:

- The maximum number of downlights that may be connected to a dimmer is only limited by the VA rating of the dimmer because there are no peak currents that affect the dimming behaviour.
- Generally speaking, there is no need to use special LED dimmers or trailing edge settings on a universal dimmer. E.g. an RL type leading edge dimmer (Feller 40600) works well with our HV-FD downlights. We have tested this dimmer with a load of 30 downlights of 10W each. The only drawback can be that this kind of dimmer requires a minimum load (e.g. 40 VA).

For this reason, our recommended dimmer list is different from the lists of other brands.

Over the years we have tested many dimmers with our luminaires. Test results are based on measurements in our laboratory. The recommendations in our dimmer list must be seen as a bit of advice, not a guarantee! Apart from that, dimmer manufacturers may change the dimmer's internal circuit without noticing us.

The absence of a dimmer in our list does not necessarily imply incompatibility.

If you have any questions about this, please contact our sales or R&D department.

For the latest information about our recommended dimmer list, see our website www.illuxtron.com

Dimmer operation modes:

Basically, there are three kinds of dimmer operation modes:

1. Flush mounted, rotary, or push-button operated dimmers
2. Remote controlled, wireless software or smartphone-operated dimmers e.g. Zigbee, BLE, etc.
3. Remote controlled, wired, push-button operated dimmers. E.g. DIN-rail

For each of these, you will find examples in our recommended dimmer list.

As this is a rapidly developing market, we keep our dimmer list up to date on our website.

Manufacturer	Product ID	Type	Power	Neutral	RCS	Range		
Flush mounted dimmers					1)	2)	min	max
1	ABB-Busch&Jaeger	6523 UR 103	RLC	2-400	X	x	0.2	100
2	CTM Lyng	MDimLed	LED	1-200	Y	x	0.0	100
3	Gira Berker Jung	1183 00/101	RL	20-500	X	?	0.0	99
4	Gira Berker Jung	1184 00/101	R	60-200	X	x	0.2	97
5	Legrand	0 02671	LED	3-75	Y	?	6.3	96
6	Legrand (Btinico)	L-N-NT4411N	LED	3-75	X	?	3.4	95
7	Lumiko /Klemko	D-PAF-200-LED	RC	1-200	X	x	0.0	98
8	Lutron	RRK-R25NE-240	LED	1-250	Y	x	0.1	98
9	Niko	310-0190X	Uni	5-325	Y	✓	0.0	98
10	Niko	310-0290X	LED	3-300	X	✓	0.1	99
11	Niko	310-0390X	Uni	3-200	X	✓	0.0	95
14	Feller	40600 RL	RL	20-300	X	x	0.0	96
15	Merten	SBD SPL	RL	9-100	X	?	0.2	100
16	Merten	SBD600 RL	RL	40-600	X	x	0.0	96
17	Simon Electric	DS9T2		5-315	Y	x	0.1	100
18	Unilamp/Belid	KDT 250 E-1	LED	5-250	X	?	0.7	98
19	Unilamp/Luzense	KTD-500 E4	LED	5-500	X	x	0.4	100
Wireless remote controlled dimmers (Bluetooth, Zigbee, RF)					1)	2)	min	max
20	Casambi	CBU-TED Bluetooth	RC	1-100	Y	x	0.1	100
21	Dimmax (Trump)	420BLE	RLC	1-380	Y			
22	Eaton LED	CDAU-01/04	RLC	0-250	Y	x	2.0	100
23	RAKO	RMT-500	RC	1-500	Y	✓	0.0	100
24	RAKO	RMT-PILL	RC	1-250	Y	✓	0.1	98
Wired remote control dimmers (pulse, Din-rail etc)					1)	2)	min	max
25	Dimmax (Trump)	420SL	RLC	1-200	Y	x	2.1	98
26	Eltako	EUD61NPN-UC	RLC	400	Y	x	2.9	95
27	Niko	330-0700(=330-0701)	LED	5-350	Y	✓	0.1	100
28	Qbus	Dim02SA/500	uni	2-500	Y	✓	0.1	100

1) Y = neutral required; X = no neutral required

2) x = sensitive to RCS signals e.g. flicker; ✓ = not sensitive to RCS

This list is based on measurements in a lab environment with nominal voltage, a different voltage may result in a different dimming range. Dimmermanufacturers may change the technical design of the dimmer without informing LED lamp suppliers. These changes can influence the performance of LED products. Illuxtron cannot be held responsible for inaccuracies in the compatibility lists due to technical changes in dimmers. Disclaimer: Illuxtron will not accept claims for any damage caused by implementing the recommendations in this document.

Definitions and abbreviations

HV-FD	High Voltage Flickerfree Dimming (driverless)
LV	Low Voltage (constant current) incl. Power Supply (PSU)
LVC	Low Voltage (constant current) excl. Power Supply (PSU)
Vf	Forward Voltage (Driver required which can handle this Vf)
CS	Supplied with concrete springs to be installed in concrete or gyproc ceilings (metal only with the right thickness). See page 47.
GS	Supplied with gyproc springs to be installed in gyproc ceilings (metal only with the right thickness). See page 47.
WS	Supplied with wire springs to be installed in gyproc and metal ceilings. See page 47.
COB	Chip On Board
UGR	Unified Glare Rating
CRI	Colour Rendering Index
PIR sensor	Motion sensor
AC LED	High Voltage LEDs (230V products)
CT technology	Colour Tune technology
DIP-switch	Manual adjustable switch (Dual in Line)
IP rate	Ingress Protection rating (water and dust protection)
IK rate	Impact protection rating
Efficacy	The actual lumen output in relation to the incorporated power system
Pf	Power Factor
W	Watt
K	Kelvin
MW	Colour: white
BL	Colour: black
EMC	Electromagnetic Compatibility
Tj	Junction Temperature
Ta	Ambient Temperature
Tc	Contact Temperature
Lm	Lumen
HCL	Human Centric Lighting





ILLUXTRON®

Edition 20240723.

Copyright © 2024, ILLUXTRON. All rights reserved. The information in this document is subject to change without prior notice. Check our website www.illuxtron.com for the most recent information.

Our sales department is always at your service for any questions or for support.
sales@illuxtron.com · +31 (0)85 773 63 60

Illuxtron International BV

Mercuriusweg 19

4382 NC Vlissingen

The Netherlands

info@illuxtron.com

+31 (0)85 773 63 60

www.illuxtron.com

